

Winter Weather

Driving Preparedness

Each Year

poor weather-related driving conditions in Montana are associated with:



**8,300
Vehicle Crashes**



Fatalities



**17,000
Injuries**

<http://www.mdt.mt.gov/publications/datastats/crashdata.shtml>


WHEN DO CRASHES OCCUR?



While snowing or sleeting
15%



Icy
Pavement
13%




Snow or slushy
pavement
14%

https://ops.fhwa.dot.gov/weather/q1_roadimpact.htm


If you need to Travel- Prepare Your Vehicle



✓ Check anti-freeze levels



✓ Refill the gas tank when 1/2 empty



✓ Keep jumper cables in the car



✓ Check air pressure in tires



✓ Add de-icer windshield solution



✓ Carry an emergency kit