

State of Montana
 Department of Public Health and Human Services
 Human and Community Services Division
 Early Childhood Services Bureau

Child Care Managerial Reports

State Fiscal Year 2019

June 2019

Table of Contents

Table 1	Family Participation (monthly unduplicated)	Page 1
Table 2	Expenditures Comparisons (monthly)	Page 2
Table 3	Service Hours and Expenditures (monthly)	Page 3
Table 4	Child Participation (monthly unduplicated)	Page 4
Table 5	Child Participation (monthly duplicated)	Page 5
Table 6	Expenditures by Program (monthly)	Page 6
Table 7	Age Distribution of Children by Program Type (for current month)	Page 7
Table 8	Age Distribution of Children by Facility Type (for current month)	Page 8
Table 9	Age Distribution of Children in Child Care (for all months)	Page 9
Table 10	Center Child Care by Program	Page 10
Table 11	Group Child Care by Program	Page 11
Table 12	Family Child Care by Program	Page 12
Table 13	Legally Certified Child Care by Program	Page 13
Table 14	Family, Friend, Neighbor Child Care by Program (Facility Type Effective 10-01-2018)	Page 14
Table 15	Relative Care Exempt Child Care by Program (Facility Type Effective 10-01-2018)	Page 15
Table 16	Child Care / TANF / SNAP Comparison	Page 16

Definitions:

Unduplicated: The number of unique units in the time period referenced. (children or families participating, payments made, or providers) Adding unduplicated monthly numbers will not equal unduplicated yearly amounts or unduplicated monthly amounts as a unit may be included in multiple months or programs.

Duplicated: Each invoice/payment for care of a child in the time period referenced is counted.

Yearly counts: Are for the state fiscal year to date.

Child Care Provider Descriptions:

Legally Certified Care: A family member, friend, or neighbor who has passed background checks and who cares for the children in one family or up to two unrelated children.

Relative Care Exempt (RCE): A relative who has passed background checks and who cares for children in one family or up to two unrelated children, who are on the Best Beginnings Child Care Scholarship program

Family Friend Neighbor (FFN): An individual registered by the State of Montana, who cares for children of one family or up to two unrelated children, who are on the Best Beginnings Child Care Scholarship program.

Family Child Care: A facility licensed by the State of Montana to care for up to 6 children, which may include no more than 3 infants at one time.

Group Child Care: A facility licensed by the State of Montana to care for 7 to 12 children, which may include no more than 6 infants at one time.

Child Care Center: A facility licensed by the State of Montana to care for 13 or more children, which may include no more than a specified number of infants as determined by licensing.

Child Care Program Descriptions:

CPS: Child Protective Services. Provides care to children who have been abandoned, neglected or abused. CPS may include TANF and Non-TANF child care participants if the child is working on family reunification.

Non-TANF (CCDF Block Grant): Provides benefits to working and/or attending school families in need of financial help to pay for child care services.

TANF: Temporary Assistance for Needy Families

Tribal: Child care services to tribal/native american children

Title IV-E: Federal entitlement program under the Social Security Act for children who meet specific eligibility requirements.

Working Caretaker Relative: Services provided to children under the care of extended family members such as grandparents.

The data contained in this report is extracted from the CCUBS (Child Care Under the Big Sky) system.

Questions about the information contained in these reports should be directed to:

Table 1: Monthly Unduplicated Child Care Families - SFY 2019

Month	Unduplicated Participation - Families					Unduplicated Payments		
	Working Caretaker Relative	CPS	TANF (Block Grant)	Non-TANF (Block Grant)	Tribal IV-E	Unduplicated Child Care Families	Payments to Providers	Payments to Parents
July	84	961	503	1,727	22	3,291	682	17
August	80	1,010	511	1,746	27	3,373	695	17
September	76	909	502	1,623	26	3,134	671	15
October	78	956	525	1,638	29	3,220	676	15
November	75	883	515	1,589	28	3,085	672	19
December	77	898	500	1,609	27	3,107	689	19
January	81	866	505	1,636	25	3,110	683	15
February	83	908	488	1,641	27	3,143	675	15
March	82	932	474	1,667	27	3,180	668	19
April	85	914	484	1,657	26	3,158	684	17
May	86	941	466	1,656	27	3,172	676	15
June	90	966	445	1,630	27	3,157	668	15
Year Total Unduplicated	135	1,872	1,036	2,916	45	5,721	941	37
Average Per Month	81	929	493	1,652	27	3,178	678	17

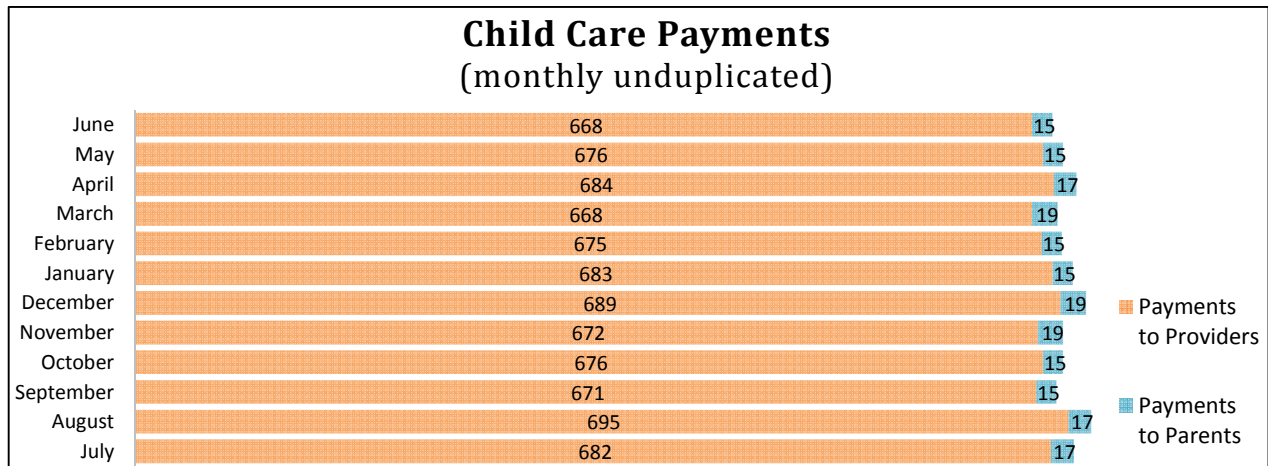
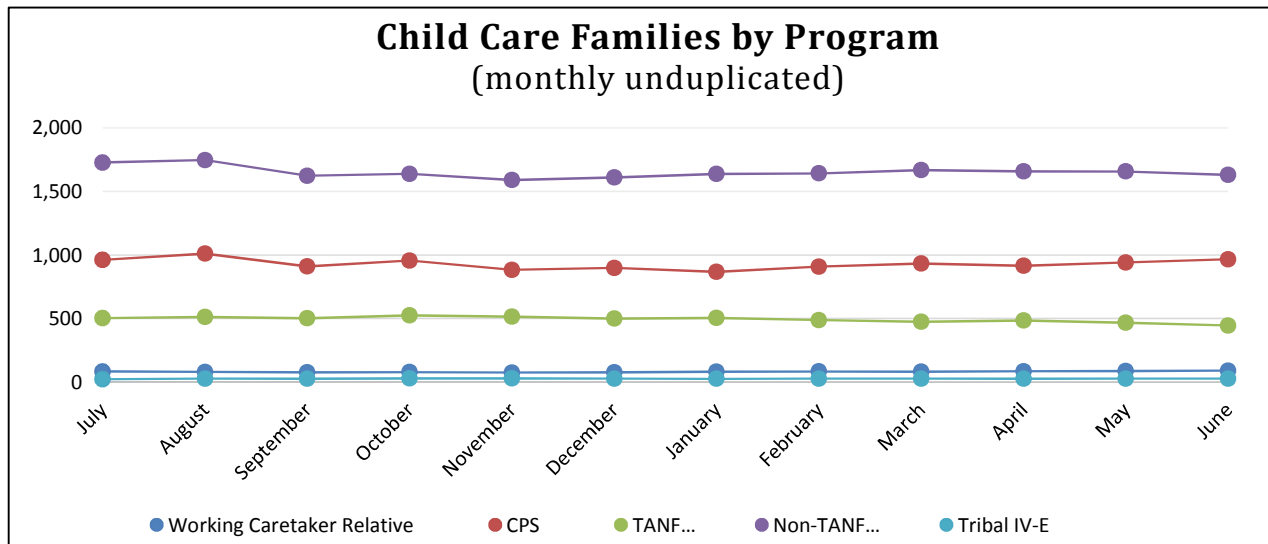


Table 2: Yearly and Monthly Comparison of Child Care Expenditures - SFY 2019

	JUL	AUG	SEPT	OCT	NOV	DEC	JAN	FEB	MAR	APR	MAY	JUN	TOTAL
FY2013	\$ 2,043,738	\$ 2,076,676	\$ 1,551,399	\$ 1,821,003	\$ 1,679,326	\$ 1,428,106	\$ 1,576,879	\$ 1,529,237	\$ 1,654,615	\$ 1,683,933	\$ 1,721,566	\$ 1,753,098	\$ 20,519,576
FY2014	\$ 2,009,949	\$ 1,907,290	\$ 1,555,194	\$ 1,817,002	\$ 1,518,300	\$ 1,485,629	\$ 1,571,729	\$ 1,507,668	\$ 1,644,998	\$ 1,715,476	\$ 1,678,061	\$ 1,880,180	\$ 20,291,476
FY2015	\$ 2,092,878	\$ 1,885,502	\$ 1,627,029	\$ 1,725,005	\$ 1,454,338	\$ 1,496,391	\$ 1,500,649	\$ 1,574,354	\$ 1,755,250	\$ 1,804,411	\$ 1,715,379	\$ 2,044,539	\$ 20,675,724
FY2016	\$ 2,259,013	\$ 2,079,668	\$ 1,733,805	\$ 1,884,715	\$ 1,674,000	\$ 1,767,574	\$ 1,641,877	\$ 1,817,671	\$ 1,960,075	\$ 1,877,928	\$ 1,886,217	\$ 2,096,665	\$ 22,679,209
FY2017	\$ 2,033,548	\$ 2,281,040	\$ 1,754,950	\$ 1,881,987	\$ 1,872,841	\$ 1,804,107	\$ 1,884,878	\$ 1,866,850	\$ 2,110,479	\$ 1,908,182	\$ 2,151,335	\$ 2,301,360	\$ 23,851,558
FY2018	\$ 2,164,218	\$ 2,391,039	\$ 1,860,449	\$ 2,058,875	\$ 1,967,470	\$ 1,874,504	\$ 2,019,177	\$ 1,952,806	\$ 2,073,509	\$ 2,068,480	\$ 2,163,620	\$ 2,261,695	\$ 24,855,842
FY2019	\$ 2,287,251	\$ 2,460,999	\$ 1,781,943	\$ 2,180,281	\$ 1,960,455	\$ 1,846,372	\$ 2,095,262	\$ 1,952,218	\$ 2,063,469	\$ 2,178,021	\$ 2,225,180	\$ 2,198,787	\$ 25,230,236

TOTALS BY QUARTER

1st Quarter End (September)	
FY2013	\$ 5,671,812
FY2014	\$ 5,472,433
FY2015	\$ 5,605,409
FY2016	\$ 6,072,487
FY2017	\$ 6,069,539
FY2018	\$ 6,415,706
FY2019	\$ 6,530,192

2nd Quarter End (December)	
FY2013	\$ 4,928,436
FY2014	\$ 4,820,931
FY2015	\$ 4,675,734
FY2016	\$ 5,326,289
FY2017	\$ 5,558,935
FY2018	\$ 5,900,850
FY2019	\$ 5,987,108

3rd Quarter End (March)	
FY2013	\$ 4,760,731
FY2014	\$ 4,724,394
FY2015	\$ 4,830,252
FY2016	\$ 5,419,623
FY2017	\$ 5,862,208
FY2018	\$ 6,045,492
FY2019	\$ 6,110,949

4th Quarter End (June)		YEAR TOTAL
FY2013	\$ 5,158,598	\$ 20,519,576
FY2014	\$ 5,273,717	\$ 20,291,476
FY2015	\$ 5,564,329	\$ 20,675,724
FY2016	\$ 5,860,811	\$ 22,679,209
FY2017	\$ 6,360,876	\$ 23,851,558
FY2018	\$ 6,493,794	\$ 24,855,842
FY2019	\$ 6,601,987	\$ 25,230,236

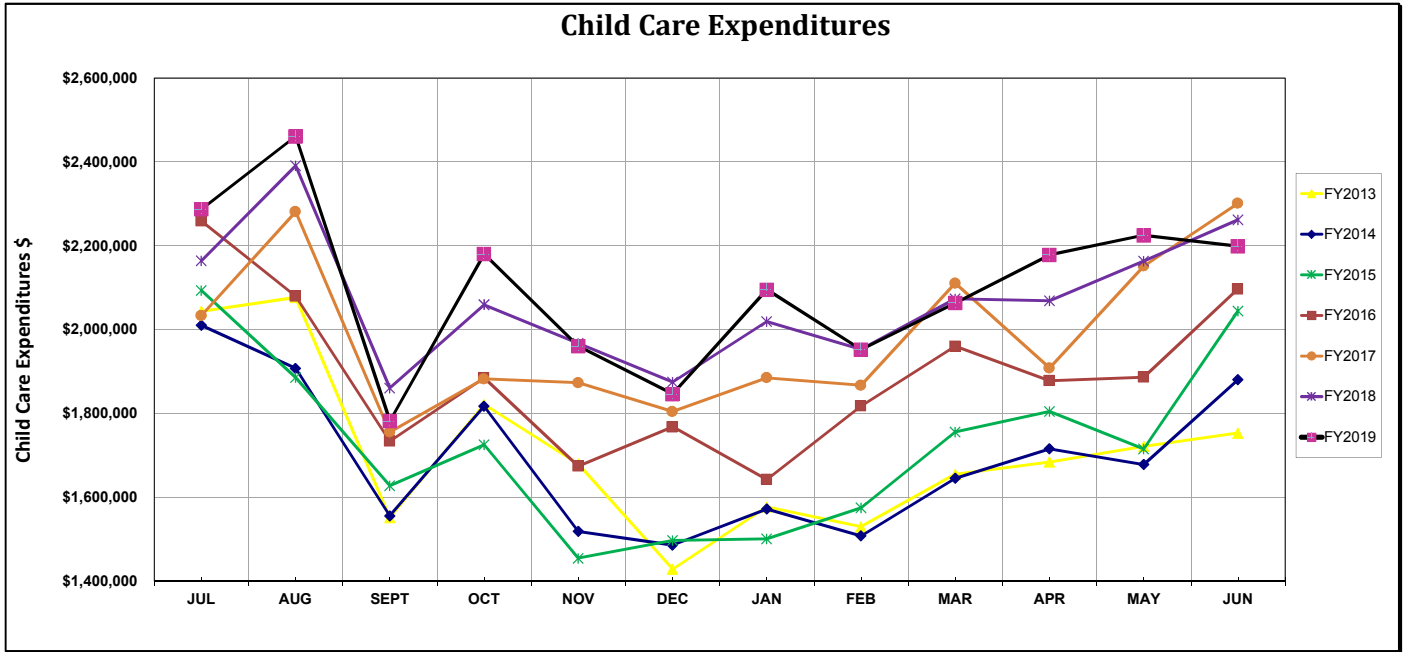


Table 3: Monthly Child Care Service Hours and Expenditures - SFY 2019

Month	Monthly Service Hours					Expenditures		
	Working Caretaker Relative	CPS	TANF (Block Grant)	Non-TANF (Block Grant)	Tribal IV-E	TOTAL Child Care Service Hours	Monthly Expenditures	Average \$ Per Hour
July	16,826	130,583	102,450	385,701	3,580	639,140	\$2,287,251	\$3.58
August	17,909	141,961	113,368	409,324	4,702	687,263	\$2,460,999	\$3.58
September	10,867	107,005	83,847	281,336	3,200	486,255	\$1,781,943	\$3.66
October	13,117	134,157	102,416	331,002	3,929	584,621	\$2,180,281	\$3.73
November	11,842	106,173	93,971	296,054	3,019	511,059	\$1,960,455	\$3.84
December	11,474	104,210	83,484	282,886	2,730	484,783	\$1,846,372	\$3.81
January	13,098	111,539	92,014	310,637	3,010	530,298	\$2,095,262	\$3.95
February	12,882	111,377	81,757	292,630	2,601	501,246	\$1,952,218	\$3.89
March	12,372	113,649	82,502	308,951	4,087	521,561	\$2,063,469	\$3.96
April	13,672	116,061	87,924	325,551	3,239	546,446	\$2,178,021	\$3.99
May	13,064	126,561	90,456	324,174	3,651	557,906	\$2,225,180	\$3.99
June	16,848	127,619	87,354	351,233	3,091	586,145	\$2,198,787	\$3.75
Total	163,970	1,430,895	1,101,543	3,899,478	40,838	6,636,724	\$25,230,236	\$3.80
Avg Per Month	13,664	119,241	91,795	324,956	3,403	553,060	\$2,102,520	\$3.81
% of Total	2.5%	21.6%	16.6%	58.8%	0.6%	100.0%		

Footnote: See definition/descriptions on front page

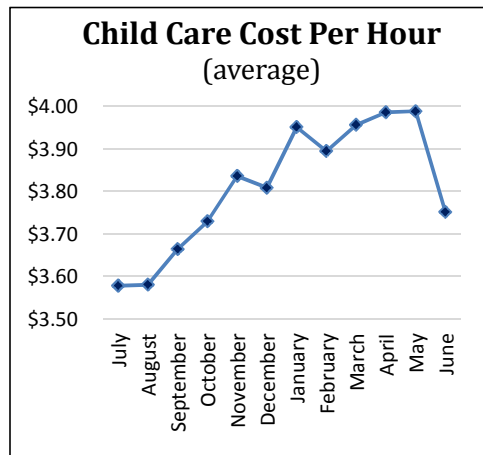
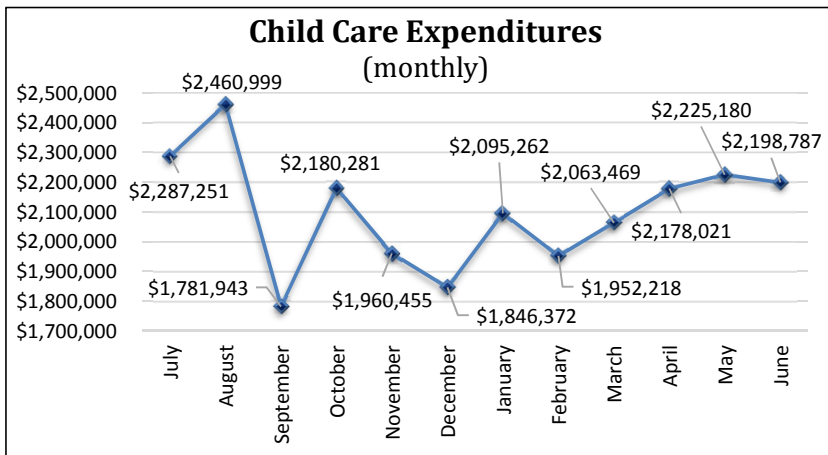
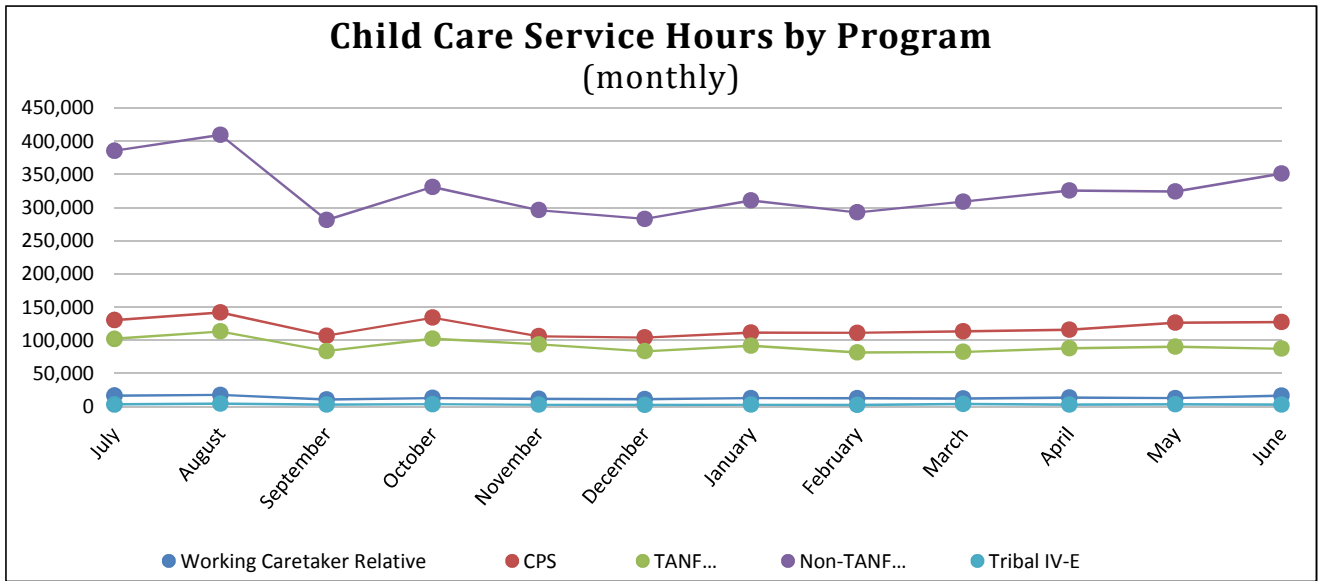


Table 4: Monthly Unduplicated Child Care Children - SFY 2019

Month	Unduplicated Participation - Children					Unduplicated Child Care Children
	Working Caretaker Relative	CPS	TANF (Block Grant)	Non-TANF (Block Grant)	Tribal IV-E	
July	120	974	830	2,941	22	4,872
August	113	1,024	856	2,982	27	4,987
September	105	922	803	2,651	26	4,502
October	113	971	850	2,712	29	4,656
November	104	899	853	2,616	28	4,493
December	110	914	826	2,682	27	4,551
January	119	882	797	2,690	25	4,498
February	119	923	775	2,710	27	4,533
March	117	949	735	2,755	27	4,573
April	115	933	753	2,724	26	4,525
May	112	959	712	2,703	27	4,497
June	125	982	704	2,781	27	4,616
Year Total Unduplicated	193	1,881	1,737	4,956	45	8,043
Avg Per Month	114	944	791	2,746	27	4,609

Footnote: See definition/descriptions on front page.

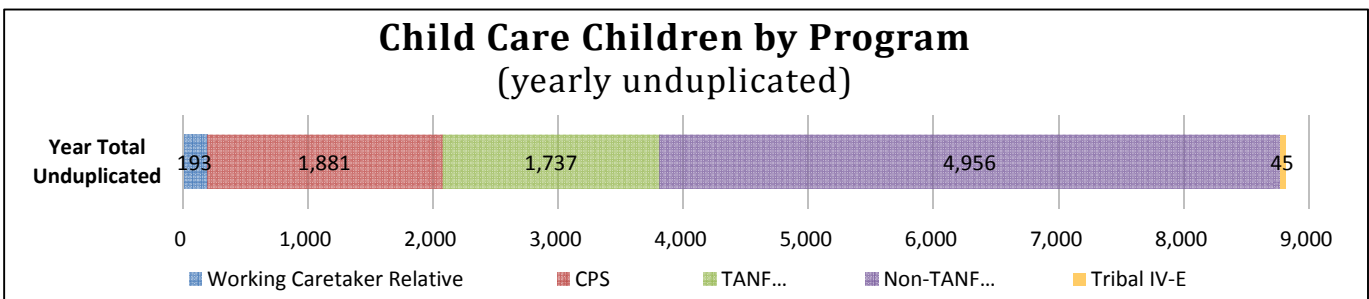
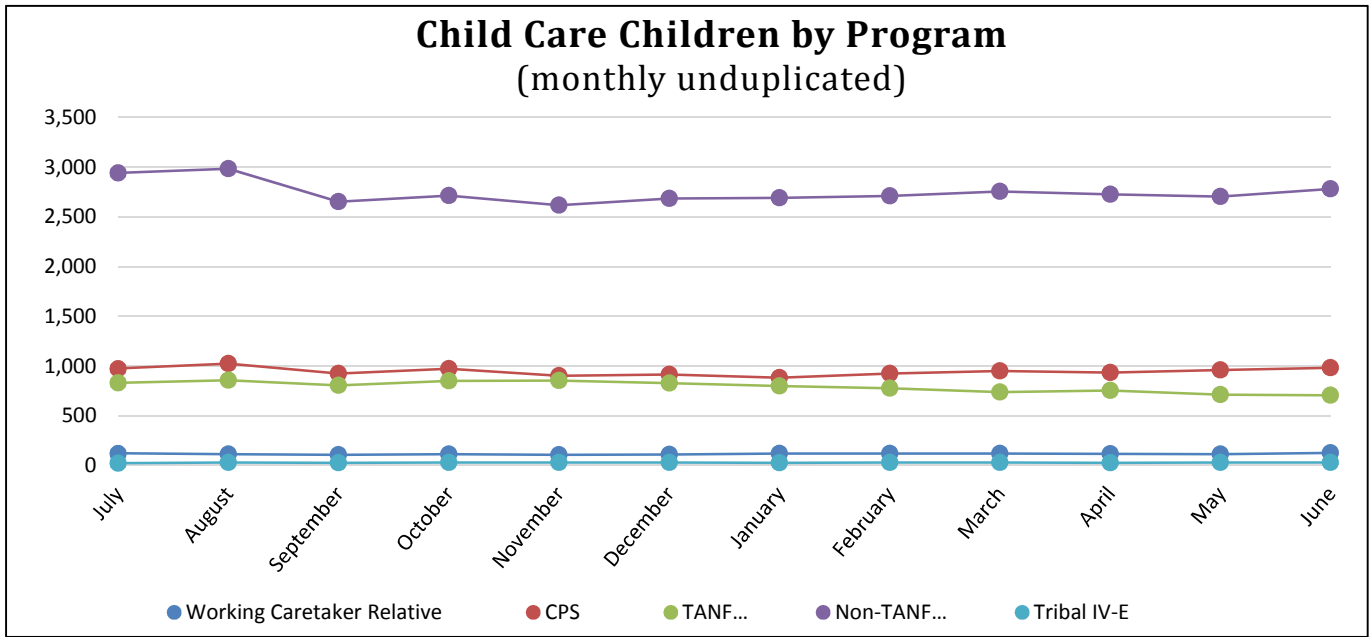


Table 5: Monthly Duplicated Child Care Children - SFY 2019

Duplicated Participation - Children						
Month	Working Caretaker Relative	CPS	TANF (Block Grant)	Non-TANF (Block Grant)	Tribal IV-E	Duplicated Child Care Children
July	129	1,077	885	3,164	33	5,288
August	127	1,136	934	3,295	37	5,529
September	116	1,032	881	2,904	33	4,966
October	120	1,138	922	2,985	34	5,199
November	120	963	918	2,893	29	4,923
December	134	1,066	893	2,962	30	5,085
January	125	981	845	2,845	28	4,824
February	132	1,102	850	2,973	30	5,087
March	125	1,056	786	2,933	35	4,935
April	127	1,018	805	2,939	28	4,917
May	115	1,066	767	2,904	33	4,885
June	133	1,104	749	3,051	29	5,066
Year Total Duplicated	1,503	12,739	10,235	35,848	379	60,704
Avg Per Month	125	1,062	853	2,987	32	5,059

Footnote: See definition/descriptions on front page.

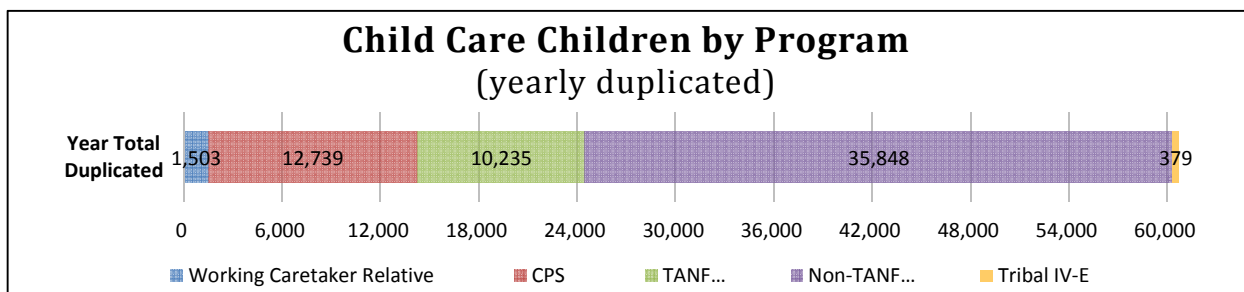
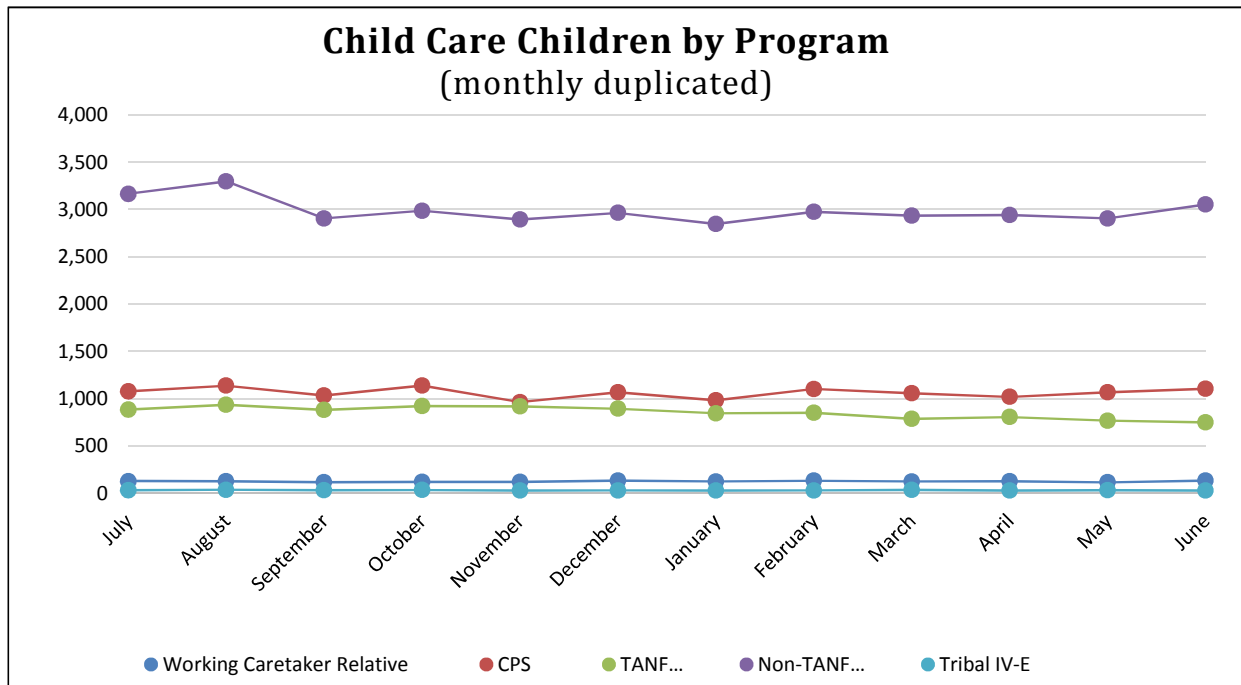


Table 6: Monthly Child Care Expenditures by Program - SFY 2019

Month	Expenditures					Total Expended	Date of Payment 3 Month Total
	Working Caretaker Relative	CPS	TANF (Block Grant)	Non-TANF (Block Grant)	Tribal IV-E		
July	\$57,845	\$523,249	\$409,620	\$1,283,108	\$13,429	\$2,287,251	
August	\$59,431	\$555,673	\$454,664	\$1,373,627	\$17,603	\$2,460,999	
September	\$38,580	\$430,843	\$348,713	\$951,556	\$12,250	\$1,781,943	\$6,530,193
October	\$49,755	\$543,601	\$426,473	\$1,144,788	\$15,663	\$2,180,281	
November	\$43,640	\$456,498	\$404,505	\$1,042,739	\$13,074	\$1,960,455	
December	\$45,561	\$450,135	\$361,748	\$976,986	\$11,943	\$1,846,372	\$5,987,107
January	\$51,564	\$490,268	\$407,697	\$1,132,710	\$13,022	\$2,095,262	
February	\$49,574	\$484,213	\$360,542	\$1,046,065	\$11,824	\$1,952,218	
March	\$48,393	\$498,811	\$375,271	\$1,124,044	\$16,950	\$2,063,469	\$6,110,949
April	\$53,073	\$510,941	\$398,141	\$1,201,670	\$14,195	\$2,178,021	
May	\$51,360	\$556,104	\$399,703	\$1,201,625	\$16,388	\$2,225,180	
June	\$61,134	\$537,870	\$380,070	\$1,206,660	\$13,053	\$2,198,787	\$6,601,987
Total Expended	\$609,910	\$6,038,207	\$4,727,147	\$13,685,578	\$169,395	\$25,230,236	\$25,230,236
Average	\$50,826	\$503,184	\$393,929	\$1,140,465	\$14,116	\$2,102,520	\$6,307,559
% of Total	2.4%	23.9%	18.7%	54.2%	0.7%	100.0%	

Footnote: See definition/descriptions on front page.

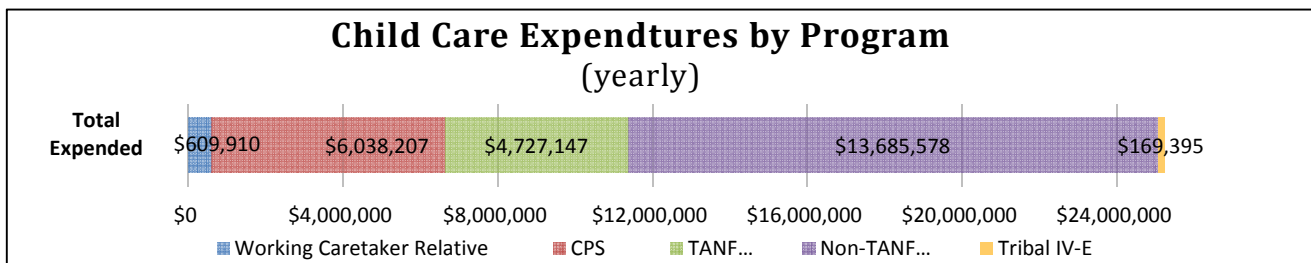
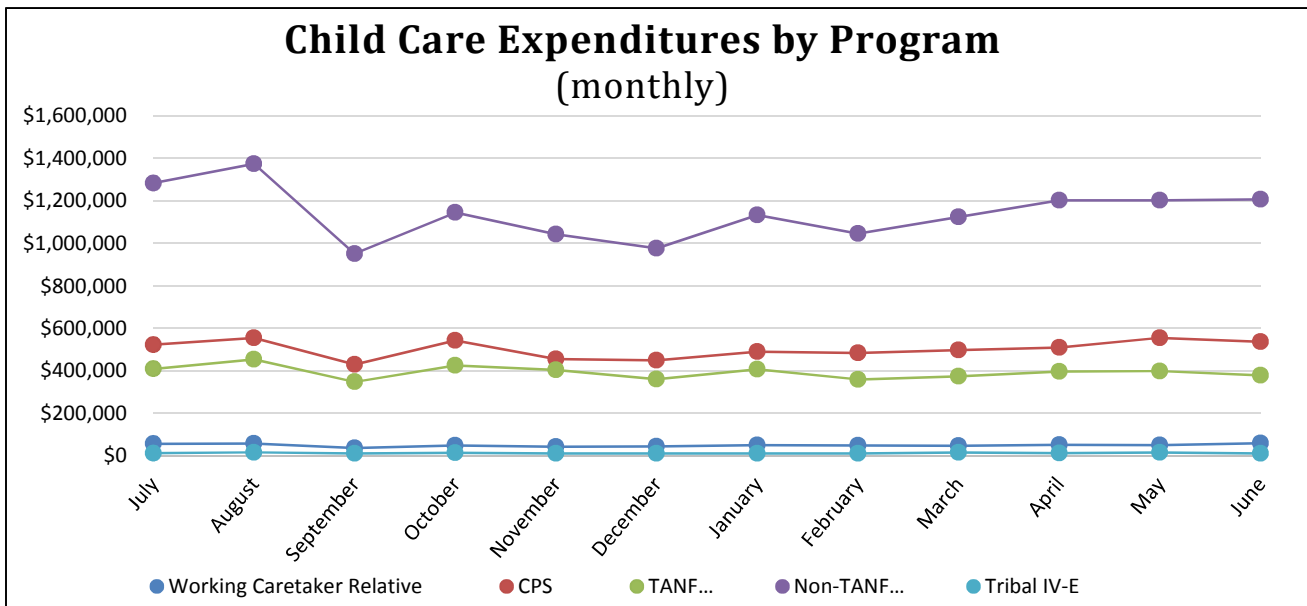


Table 7: Ages of Children in Care by Program Type - SFY 2019

June 2019	Unduplicated Children by Age by Program Type					Unduplicated Children
Age of Children	Working Caretaker Relative	CPS	TANF (Block Grant)	Non-TANF (Block Grant)	Tribal IV-E	Age Distribution of Children receiving Child Care (See Graph on Page 4)
Age 0	1	65	64	90	3	222
Age 1	8	159	101	247	1	515
Age 2	14	151	119	328	4	616
Age 3	19	152	109	456	5	740
Age 4	16	138	87	426	4	671
Age 5	22	116	90	366	4	598
Age 6	18	67	48	229	1	363
Age 7	9	37	30	165	2	243
Age 8	7	28	21	155	1	212
Age 9	3	30	15	122	-	170
Age 10	6	18	10	90	1	125
Age 11	2	11	7	61	-	81
Age 12	-	9	3	38	1	51
Age 13	-	1	-	8	-	9
Age 14	-	-	-	-	-	-
Age 15	-	-	-	-	-	-
Age 16	-	-	-	-	-	-
Age 17	-	-	-	-	-	-
Age 18	-	-	-	-	-	-
Total	125	982	704	2,781	27	4,616
% of Total	2.7%	21.3%	15.3%	60.2%	0.6%	

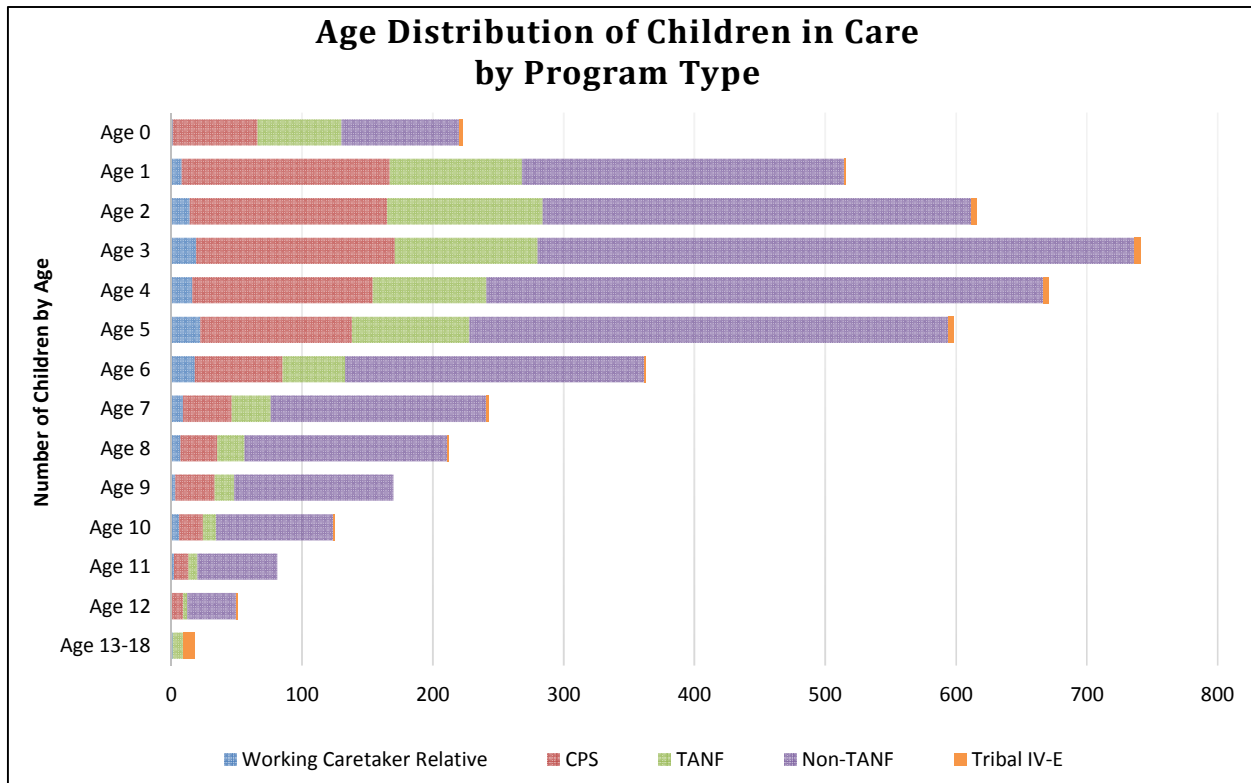


Table 8: Ages of Children in Care by Facility Type - SFY 2019

June 2019	Unduplicated Children by Age by Program Type							Unduplicated Children
Age of Children	Legally Certified (In-Home)	Legally Certified	Relative Care Exempt	Family Friend Neighbor	Family	Group	Center	Age Distribution of Children receiving Child Care
Age 0	-	-	8	4	15	86	115	222
Age 1	-	-	11	8	44	206	249	515
Age 2	-	-	13	8	45	250	310	616
Age 3	-	-	20	6	55	283	397	740
Age 4	-	-	14	9	31	257	371	671
Age 5	-	-	24	8	25	186	368	598
Age 6	-	-	15	10	13	121	212	363
Age 7	-	-	15	6	8	74	146	243
Age 8	-	-	14	8	12	75	107	212
Age 9	-	-	12	2	7	55	96	170
Age 10	-	-	11	7	8	47	56	125
Age 11	-	-	7	3	3	28	40	81
Age 12	-	-	10	6	4	15	16	51
Age 13	-	-	2	2	-	3	2	9
Age 14	-	-	-	-	-	-	-	-
Age 15	-	-	-	-	-	-	-	-
Age 16	-	-	-	-	-	-	-	-
Age 17	-	-	-	-	-	-	-	-
Age 18	-	-	-	-	-	-	-	-
Total	-	-	176	87	270	1,686	2,485	4,616
% of Total	0.0%	0.0%	3.8%	1.9%	5.8%	36.5%	53.8%	

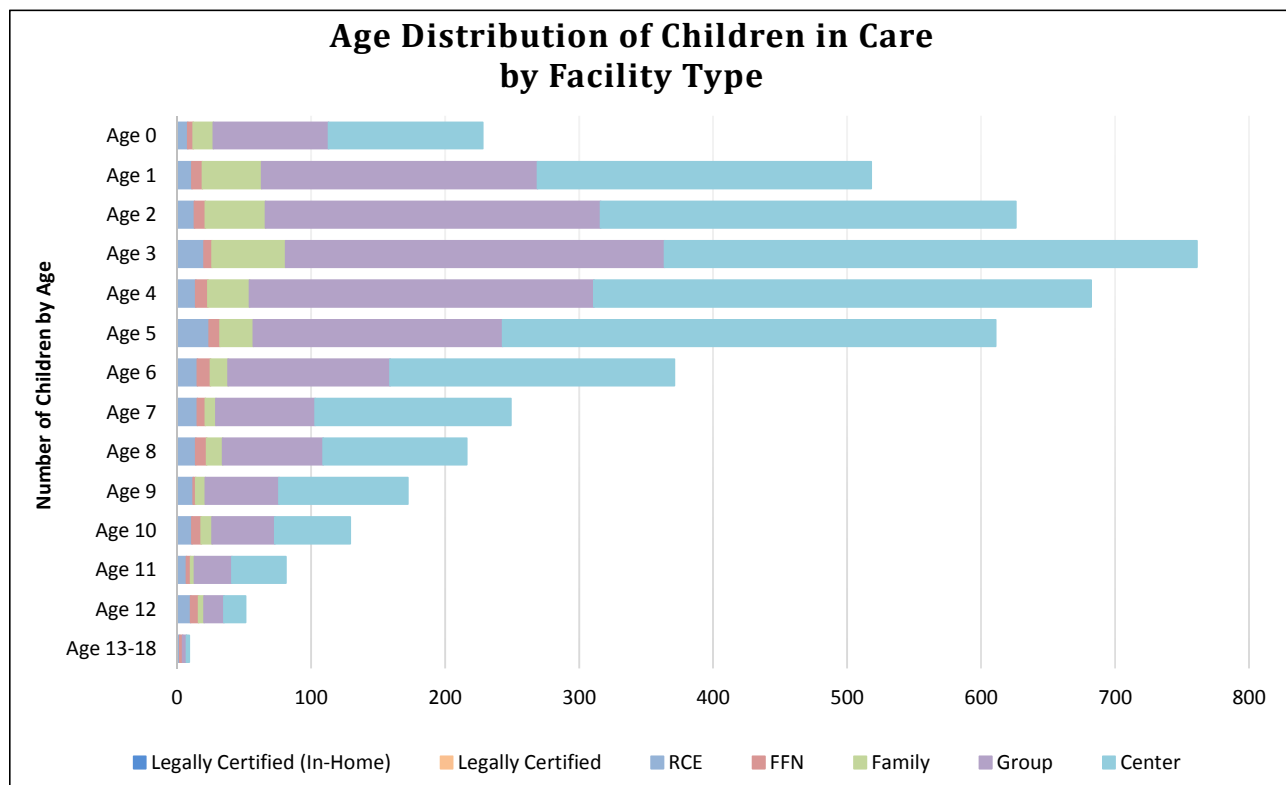


Table 9: Ages of Children in Care per Month - SFY 2019

Age Distribution of Children Receiving Child Care Per Month													
Age of Children	July 2018	Aug 2018	Sept 2018	Oct 2018	Nov 2018	Dec 2018	Jan 2019	Feb 2019	Mar 2019	Apr 2019	May 2019	June 2019	Average
Age 0	227	237	254	275	258	245	262	241	241	227	223	222	243
Age 1	519	550	543	555	544	526	535	535	531	530	512	515	533
Age 2	682	682	681	669	651	664	660	660	651	644	627	616	657
Age 3	723	754	767	778	742	736	727	722	738	734	735	740	741
Age 4	716	716	705	727	696	697	648	680	692	681	693	671	694
Age 5	606	602	445	474	469	497	521	555	571	579	600	598	543
Age 6	386	405	309	329	306	323	304	312	310	316	314	363	331
Age 7	306	312	237	252	242	247	243	231	234	225	208	243	248
Age 8	239	251	191	198	192	194	191	193	194	190	191	212	203
Age 9	193	201	145	167	163	166	164	159	154	150	146	170	165
Age 10	132	136	103	112	107	122	116	111	116	118	116	125	118
Age 11	93	94	78	72	72	79	73	77	83	71	73	81	79
Age 12	42	41	40	44	44	49	48	45	41	48	49	51	45
Age 13	6	5	3	3	6	5	6	12	17	12	10	9	8
Age 14	1	1	1	1	1	1	-	-	-	-	-	-	1
Age 15	1	-	-	-	-	-	-	-	-	-	-	-	1
Age 16	-	-	-	-	-	-	-	-	-	-	-	-	-
Age 17	-	-	-	-	-	-	-	-	-	-	-	-	-
Age 18	-	-	-	-	-	-	-	-	-	-	-	-	-
Total	4,872	4,987	4,502	4,656	4,493	4,551	4,498	4,533	4,573	4,525	4,497	4,616	4,610

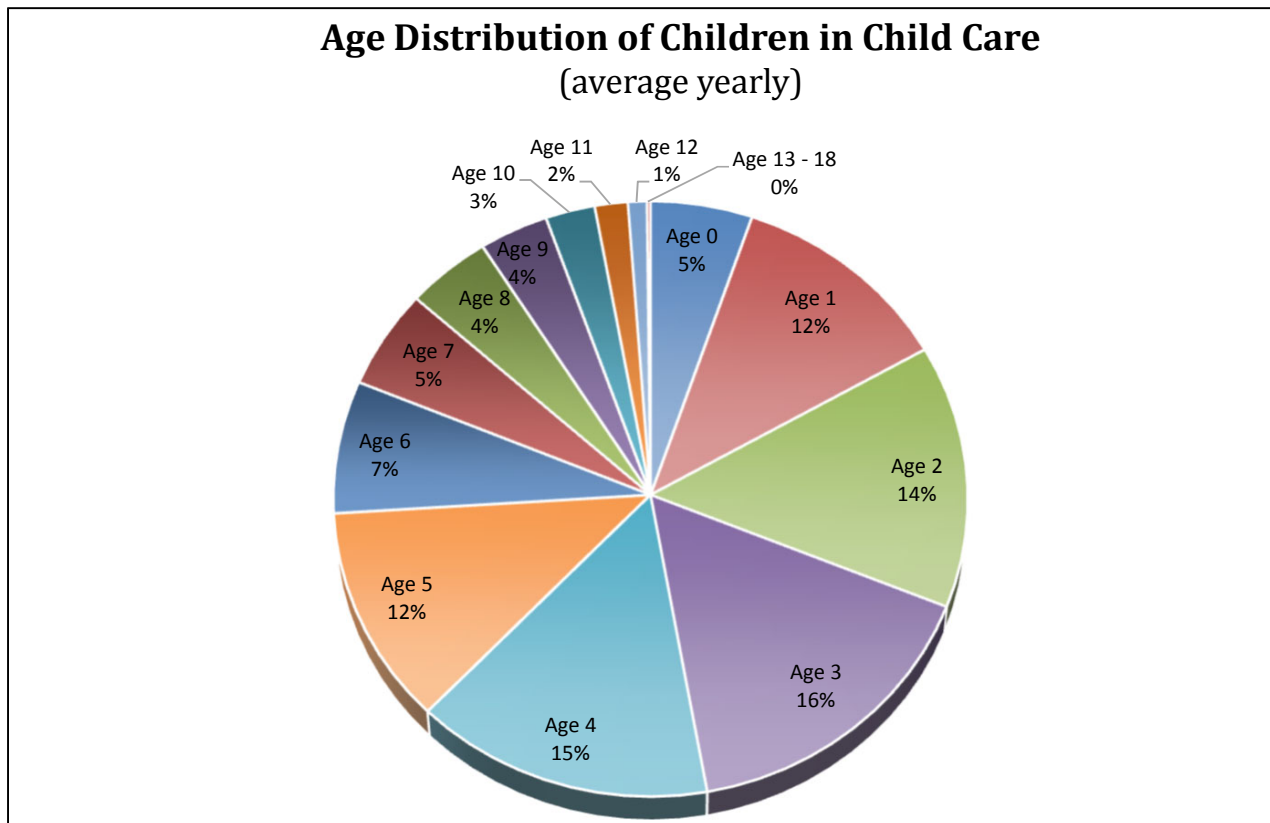


Table 10: Center Child Care by Program - SFY 2019

	Monthly Totals				Year to Date Totals			
	Undup Children	Undup Providers	Expenditures	Service Hours	Undup Children	Undup Providers	Expenditures	Service Hours
Working Caretaker Relative	73	41	\$38,180	9,968	73	41	\$38,180	9,968
CPS	589	111	\$332,549	77,294	589	111	\$332,549	77,294
TANF (Block Grant)	426	87	\$219,936	50,156	426	87	\$219,936	50,156
Non-TANF (Block Grant)	1,466	153	\$671,496	184,577	1,466	153	\$671,496	184,577
Tribal IV-E	9	7	\$4,856	1,059	9	7	\$4,856	1,059
July Total	2,557	170	\$1,267,017	323,052	2,557	170	\$1,267,017	323,052
Working Caretaker Relative	70	42	\$37,751	10,292	81	46	\$75,931	20,259
CPS	604	122	\$354,906	84,317	677	128	\$687,455	161,610
TANF (Block Grant)	429	95	\$246,539	55,874	505	106	\$466,475	106,029
Non-TANF (Block Grant)	1,515	165	\$707,654	193,475	1,720	174	\$1,379,150	378,051
Tribal IV-E	8	5	\$4,065	949	9	7	\$8,921	2,008
August Total	2,616	182	\$1,350,915	344,906	2,966	198	\$2,617,932	667,958
Working Caretaker Relative	75	48	\$28,142	7,333	93	53	\$104,073	27,592
CPS	549	121	\$275,939	64,192	754	139	\$963,394	225,802
TANF (Block Grant)	429	105	\$195,263	43,286	591	122	\$661,737	149,315
Non-TANF (Block Grant)	1,344	177	\$498,411	135,323	1,909	193	\$1,877,561	513,374
Tribal IV-E	8	5	\$4,707	1,143	11	7	\$13,628	3,151
September Total	2,405	196	\$1,002,462	251,276	3,309	212	\$3,620,394	919,234
Working Caretaker Relative	79	42	\$35,564	8,563	101	55	\$139,637	36,155
CPS	597	130	\$351,346	79,471	811	147	\$1,314,740	305,273
TANF (Block Grant)	438	111	\$242,730	51,697	659	132	\$904,467	201,012
Non-TANF (Block Grant)	1,382	181	\$621,987	160,527	2,043	200	\$2,499,548	673,901
Tribal IV-E	10	6	\$7,722	1,714	12	7	\$21,350	4,865
October Total	2,499	199	\$1,259,349	301,971	3,543	216	\$4,879,742	1,221,204
Working Caretaker Relative	71	41	\$31,042	7,806	105	56	\$170,679	43,961
CPS	539	119	\$287,976	60,646	847	149	\$1,602,716	365,918
TANF (Block Grant)	460	110	\$224,018	46,014	713	134	\$1,128,485	247,026
Non-TANF (Block Grant)	1,331	180	\$548,088	136,255	2,126	206	\$3,047,636	810,156
Tribal IV-E	10	6	\$5,350	1,102	12	7	\$26,700	5,967
November Total	2,407	202	\$1,096,475	251,823	3,694	222	\$5,976,217	1,473,027
Working Caretaker Relative	79	43	\$33,786	7,860	106	58	\$204,466	51,821
CPS	563	127	\$290,199	60,960	900	155	\$1,892,916	426,879
TANF (Block Grant)	440	105	\$190,344	38,853	758	138	\$1,318,829	285,879
Non-TANF (Block Grant)	1,342	184	\$488,662	123,689	2,203	208	\$3,536,298	933,845
Tribal IV-E	10	6	\$4,994	1,031	12	7	\$31,694	6,998
December Total	2,427	207	\$1,007,985	232,394	3,832	227	\$6,984,203	1,705,421
Working Caretaker Relative	83	45	\$35,660	8,307	112	64	\$240,125	60,127
CPS	525	128	\$304,829	62,225	947	163	\$2,197,745	489,104
TANF (Block Grant)	446	106	\$231,919	45,695	820	143	\$1,550,748	331,574
Non-TANF (Block Grant)	1,359	182	\$588,834	142,157	2,318	214	\$4,125,132	1,076,002
Tribal IV-E	9	8	\$5,695	1,253	14	10	\$37,389	8,251
January Total	2,413	208	\$1,166,936	259,636	4,008	231	\$8,151,139	1,965,057
Working Caretaker Relative	82	45	\$33,632	8,240	115	65	\$273,758	68,367
CPS	559	131	\$307,082	64,738	997	165	\$2,504,826	553,842
TANF (Block Grant)	438	103	\$206,892	42,009	861	147	\$1,757,641	373,583
Non-TANF (Block Grant)	1,407	188	\$555,325	138,238	2,401	217	\$4,680,457	1,214,240
Tribal IV-E	12	7	\$5,555	1,095	17	10	\$42,944	9,346
February Total	2,480	211	\$1,108,487	254,320	4,148	233	\$9,259,626	2,219,377
Working Caretaker Relative	81	46	\$34,284	8,074	115	66	\$308,042	76,441
CPS	588	137	\$317,753	65,351	1,056	171	\$2,822,579	619,193
TANF (Block Grant)	416	107	\$226,987	44,211	895	148	\$1,984,627	417,794
Non-TANF (Block Grant)	1,412	187	\$607,287	145,524	2,478	219	\$5,287,744	1,359,765
Tribal IV-E	10	7	\$5,573	1,227	17	10	\$48,517	10,572
March Total	2,497	208	\$1,191,883	264,387	4,281	234	\$10,451,509	2,483,764
Working Caretaker Relative	72	44	\$34,877	8,165	116	67	\$342,919	84,606
CPS	559	140	\$321,218	65,466	1,106	175	\$3,143,797	684,658
TANF (Block Grant)	440	104	\$248,325	49,349	958	152	\$2,232,953	467,143
Non-TANF (Block Grant)	1,359	180	\$638,634	151,476	2,541	222	\$5,926,378	1,511,241
Tribal IV-E	9	7	\$5,975	1,263	17	10	\$54,492	11,835
April Total	2,428	209	\$1,249,030	275,719	4,423	237	\$11,700,539	2,759,483
Working Caretaker Relative	72	47	\$35,968	8,821	118	69	\$378,887	93,427
CPS	600	143	\$366,871	77,369	1,162	179	\$3,510,668	762,027
TANF (Block Grant)	433	105	\$248,245	51,049	999	156	\$2,481,198	518,192
Non-TANF (Block Grant)	1,459	213	\$654,070	163,661	2,619	223	\$6,580,448	1,674,902
Tribal IV-E	10	7	\$7,556	1,515	19	10	\$62,048	13,350
May Total	2,469	210	\$1,312,710	302,414	4,557	240	\$13,013,249	3,061,897
Working Caretaker Relative	85	48	\$41,438	10,871	132	73	\$420,325	104,298
CPS	613	148	\$350,258	77,490	1,232	183	\$3,860,926	839,516
TANF (Block Grant)	415	104	\$237,197	50,522	1,040	163	\$2,718,395	568,714
Non-TANF (Block Grant)	1,451	193	\$632,475	172,025	2,776	227	\$7,212,923	1,846,927
Tribal IV-E	9	6	\$5,317	1,144	19	10	\$67,365	14,493
June Total	2,485	193	\$1,266,686	312,051	4,785	244	\$14,279,934	3,373,948

Footnotes: See definition/descriptions on front page.

Table 11: Group Child Care by Program - SFY 2019

	Monthly Totals				Year to Date Totals			
	Undup Children	Undup Providers	Expenditures	Service Hours	Undup Children	Undup Providers	Expenditures	Service Hours
Working Caretaker Relative	38	30	\$16,062	5,274	38	32	\$16,062	5,274
CPS	323	147	\$151,938	42,376	323	160	\$151,938	42,376
TANF (Block Grant)	334	124	\$159,389	42,862	334	146	\$159,389	42,862
Non-TANF (Block Grant)	1,138	253	\$473,362	145,907	1,138	353	\$473,362	145,907
Tribal IV-E	15	10	\$8,573	2,522	15	10	\$8,573	2,522
July Total	1,841	303	\$809,324	238,940	1,841	303	\$809,324	238,940
Working Caretaker Relative	38	28	\$17,529	5,849	44	33	\$33,591	11,123
CPS	362	150	\$162,218	45,107	425	174	\$314,157	87,482
TANF (Block Grant)	351	123	\$171,858	45,804	446	164	\$331,247	88,665
Non-TANF (Block Grant)	1,155	254	\$518,188	158,675	1,505	377	\$991,550	304,583
Tribal IV-E	21	11	\$13,539	3,753	21	12	\$22,112	6,275
August Total	1,923	294	\$883,332	259,187	2,106	313	\$1,692,657	498,128
Working Caretaker Relative	26	22	\$8,948	3,010	46	35	\$42,540	14,132
CPS	310	141	\$125,650	33,517	472	189	\$439,807	120,999
TANF (Block Grant)	331	119	\$131,671	34,119	494	173	\$462,917	122,784
Non-TANF (Block Grant)	1,025	249	\$356,603	109,848	1,631	390	\$1,348,153	414,430
Tribal IV-E	19	10	\$7,543	2,057	25	13	\$29,655	8,332
September Total	1,706	289	\$630,415	182,550	2,311	325	\$2,323,072	680,678
Working Caretaker Relative	34	25	\$13,135	4,165	49	38	\$55,674	18,298
CPS	311	140	\$155,911	43,627	518	200	\$595,718	164,626
TANF (Block Grant)	349	124	\$158,618	42,196	543	184	\$621,536	164,980
Non-TANF (Block Grant)	1,041	245	\$418,035	130,495	1,725	400	\$1,766,188	544,925
Tribal IV-E	20	10	\$7,941	2,215	25	13	\$37,596	10,547
October Total	1,747	290	\$753,640	222,699	2,472	335	\$3,076,711	903,376
Working Caretaker Relative	34	25	\$11,615	3,682	50	40	\$67,289	21,980
CPS	294	138	\$136,861	36,188	538	208	\$732,579	200,814
TANF (Block Grant)	335	119	\$150,427	37,979	566	189	\$771,963	202,960
Non-TANF (Block Grant)	966	237	\$371,109	111,558	1,777	406	\$2,137,297	656,484
Tribal IV-E	19	10	\$7,724	1,917	25	13	\$45,320	12,464
November Total	1,647	281	\$677,736	191,325	2,550	342	\$3,754,447	1,094,701
Working Caretaker Relative	31	24	\$10,553	3,153	52	41	\$77,842	25,132
CPS	280	131	\$130,321	34,415	557	215	\$862,900	235,229
TANF (Block Grant)	319	118	\$145,287	35,966	599	198	\$917,250	238,925
Non-TANF (Block Grant)	1,003	244	\$372,545	112,332	1,840	415	\$2,509,842	768,816
Tribal IV-E	18	8	\$6,949	1,699	25	13	\$52,268	14,163
December Total	1,650	286	\$665,656	187,564	2,651	346	\$4,420,103	1,282,265
Working Caretaker Relative	37	26	\$15,004	4,480	57	44	\$92,846	29,612
CPS	294	137	\$153,884	39,851	589	225	\$1,016,784	275,080
TANF (Block Grant)	299	114	\$146,850	36,786	619	201	\$1,064,100	275,711
Non-TANF (Block Grant)	1,006	241	\$428,103	124,831	1,913	420	\$2,937,946	893,647
Tribal IV-E	17	8	\$7,328	1,757	25	13	\$59,596	15,919
January Total	1,650	281	\$751,169	207,704	2,765	352	\$5,171,273	1,489,969
Working Caretaker Relative	37	28	\$15,581	4,465	60	46	\$108,427	34,077
CPS	302	129	\$145,542	37,316	626	230	\$1,162,326	312,396
TANF (Block Grant)	273	114	\$123,582	31,026	636	204	\$1,187,683	306,737
Non-TANF (Block Grant)	1,015	239	\$387,114	114,718	1,964	423	\$3,325,060	1,008,364
Tribal IV-E	16	7	\$6,269	1,506	25	13	\$65,865	17,425
February Total	1,641	278	\$678,088	189,031	2,845	356	\$5,849,361	1,679,000
Working Caretaker Relative	33	24	\$12,883	3,817	60	46	\$121,310	37,894
CPS	300	127	\$147,849	38,314	655	234	\$1,310,175	350,710
TANF (Block Grant)	258	115	\$120,506	29,336	660	210	\$1,308,188	336,073
Non-TANF (Block Grant)	1,038	238	\$409,671	122,177	2,028	429	\$3,734,731	1,130,542
Tribal IV-E	18	9	\$11,377	2,860	26	14	\$77,242	20,285
March Total	1,647	274	\$702,285	196,504	2,936	360	\$6,551,646	1,875,504
Working Caretaker Relative	38	28	\$15,588	4,510	61	47	\$136,898	42,403
CPS	306	133	\$155,148	40,181	689	241	\$1,465,323	390,891
TANF (Block Grant)	239	109	\$120,676	29,283	682	215	\$1,428,865	365,356
Non-TANF (Block Grant)	1,081	242	\$465,976	136,345	2,122	440	\$4,200,706	1,266,886
Tribal IV-E	18	9	\$8,220	1,976	26	15	\$85,461	22,261
April Total	1,673	289	\$765,608	212,294	3,061	370	\$7,317,254	2,087,797
Working Caretaker Relative	32	26	\$12,011	3,497	62	48	\$148,909	45,900
CPS	299	130	\$152,958	39,775	721	246	\$1,618,281	430,666
TANF (Block Grant)	227	99	\$119,403	29,637	706	216	\$1,548,268	394,992
Non-TANF (Block Grant)	1,044	241	\$442,904	128,650	2,187	446	\$4,643,610	1,395,536
Tribal IV-E	18	9	\$8,832	2,136	27	15	\$94,293	24,397
May Total	1,618	285	\$736,107	203,695	3,157	373	\$8,053,361	2,291,492
Working Caretaker Relative	35	26	\$15,526	4,819	62	47	\$164,435	50,719
CPS	311	132	\$152,066	40,517	738	242	\$1,770,347	471,183
TANF (Block Grant)	235	101	\$110,765	27,440	704	199	\$1,659,033	422,432
Non-TANF (Block Grant)	1,089	237	\$459,493	140,134	2,032	348	\$5,103,103	1,535,670
Tribal IV-E	18	9	\$7,736	1,948	29	16	\$102,029	26,345
June Total	1,686	280	\$745,586	214,856	3,318	384	\$8,798,947	2,506,348

Footnotes: See definition/descriptions on front page.

Table 12: Family Child Care by Program - SFY 2019

	Monthly Totals				Year to Date Totals			
	Undup Children	Undup Providers	Expenditures	Service Hours	Undup Children	Undup Providers	Expenditures	Service Hours
Working Caretaker Relative	4	3	\$1,140	395	4	4	\$1,140	395
CPS	60	37	\$29,446	7,387	60	38	\$29,446	7,387
TANF (Block Grant)	41	32	\$15,838	4,246	41	33	\$15,838	4,246
Non-TANF (Block Grant)	150	62	\$59,436	19,583	150	77	\$59,436	19,583
Tribal IV-E	0	0	\$0	0	0	0	\$0	0
July Total	254	94	\$105,860	31,610	254	94	\$105,860	31,610
Working Caretaker Relative	5	5	\$1,815	648	8	6	\$2,955	1,043
CPS	60	36	\$25,939	7,731	72	41	\$55,385	15,118
TANF (Block Grant)	47	34	\$17,749	4,980	60	40	\$33,587	9,225
Non-TANF (Block Grant)	159	63	\$62,182	19,979	207	80	\$121,618	39,562
Tribal IV-E	0	0	\$0	0	0	0	\$0	0
August Total	270	98	\$107,685	33,338	296	104	\$213,545	64,948
Working Caretaker Relative	3	3	\$597	206	8	6	\$3,552	1,248
CPS	60	35	\$21,783	6,507	88	49	\$77,168	21,625
TANF (Block Grant)	28	23	\$10,399	2,599	62	40	\$43,986	11,824
Non-TANF (Block Grant)	121	59	\$39,348	12,488	212	85	\$160,966	52,050
Tribal IV-E	0	0	\$0	0	0	0	\$0	0
September Total	212	85	\$72,127	21,799	321	110	\$285,672	86,747
Working Caretaker Relative	3	3	\$774	250	8	6	\$4,326	1,498
CPS	58	36	\$25,733	7,496	96	52	\$102,901	29,120
TANF (Block Grant)	43	23	\$14,122	3,882	79	44	\$58,108	15,706
Non-TANF (Block Grant)	138	57	\$50,276	16,432	229	91	\$211,242	68,482
Tribal IV-E	0	0	\$0	0	0	0	\$0	0
October Total	240	84	\$90,905	28,059	360	114	\$376,577	114,806
Working Caretaker Relative	3	3	\$707	218	8	6	\$5,033	1,716
CPS	49	34	\$22,085	5,978	97	53	\$124,986	35,098
TANF (Block Grant)	41	23	\$16,149	4,514	81	46	\$74,257	20,221
Non-TANF (Block Grant)	148	63	\$51,014	16,108	245	95	\$262,257	84,590
Tribal IV-E	0	0	\$0	0	0	0	\$0	0
November Total	241	86	\$89,955	26,818	380	117	\$466,532	141,624
Working Caretaker Relative	3	3	\$797	249	8	6	\$5,829	1,965
CPS	55	36	\$21,043	5,786	105	57	\$146,029	40,884
TANF (Block Grant)	40	21	\$13,810	3,634	88	46	\$88,067	23,855
Non-TANF (Block Grant)	153	62	\$49,110	16,706	260	97	\$311,367	101,296
Tribal IV-E	0	0	\$0	0	0	0	\$0	0
December Total	251	89	\$84,760	26,375	407	120	\$551,292	167,999
Working Caretaker Relative	1	1	\$618	170	8	6	\$6,447	2,135
CPS	49	32	\$22,069	6,032	113	58	\$168,097	46,916
TANF (Block Grant)	37	20	\$18,396	5,266	95	47	\$106,464	29,121
Non-TANF (Block Grant)	147	60	\$54,405	17,221	273	103	\$365,772	118,517
Tribal IV-E	0	0	\$0	0	0	0	\$0	0
January Total	234	87	\$95,488	28,689	442	126	\$646,780	196,688
Working Caretaker Relative	1	1	\$114	47	8	6	\$6,561	2,182
CPS	45	31	\$19,963	5,379	118	59	\$188,060	52,295
TANF (Block Grant)	52	23	\$21,641	5,349	107	50	\$128,105	34,469
Non-TANF (Block Grant)	135	59	\$48,641	15,476	275	104	\$414,412	133,993
Tribal IV-E	0	0	\$0	0	0	0	\$0	0
February Total	232	88	\$90,359	26,251	459	128	\$737,139	222,939
Working Caretaker Relative	4	3	\$572	164	11	8	\$7,134	2,346
CPS	49	33	\$22,781	6,226	121	62	\$210,841	58,521
TANF (Block Grant)	48	22	\$18,722	5,297	114	52	\$146,827	39,766
Non-TANF (Block Grant)	144	59	\$51,411	16,121	279	104	\$465,824	150,114
Tribal IV-E	0	0	\$0	0	0	0	\$0	0
March Total	245	90	\$93,486	27,808	480	132	\$830,625	250,747
Working Caretaker Relative	6	5	\$1,766	582	13	10	\$8,900	2,928
CPS	51	35	\$22,351	6,050	130	66	\$233,192	64,570
TANF (Block Grant)	60	26	\$21,012	5,778	124	55	\$167,839	45,545
Non-TANF (Block Grant)	142	61	\$50,382	15,658	297	109	\$516,206	165,772
Tribal IV-E	0	0	\$0	0	0	0	\$0	0
April Total	255	93	\$95,512	28,068	512	140	\$926,136	278,815
Working Caretaker Relative	6	5	\$1,537	441	13	10	\$10,436	3,369
CPS	52	38	\$25,235	7,145	140	70	\$258,427	71,715
TANF (Block Grant)	46	24	\$21,012	6,114	132	58	\$188,851	51,659
Non-TANF (Block Grant)	134	58	\$51,192	15,249	306	112	\$567,398	181,021
Tribal IV-E	0	0	\$0	0	0	0	\$0	0
May Total	238	89	\$98,976	28,949	537	145	\$1,025,112	307,764
Working Caretaker Relative	6	5	\$2,029	795	12	10	\$12,465	4,163
CPS	56	38	\$25,569	7,077	148	73	\$283,996	78,792
TANF (Block Grant)	43	21	\$19,895	5,528	134	59	\$208,746	57,187
Non-TANF (Block Grant)	165	68	\$57,546	18,629	310	107	\$624,944	199,650
Tribal IV-E	0	0	\$0	0	0	0	\$0	0
June Total	270	99	\$105,038	32,028	589	150	\$1,130,151	339,792

Footnotes: See definition/descriptions on front page.

Table 13: Legally Certified Child Care by Program - SFY 2019

	Monthly Totals				Year to Date Totals			
	Undup Children	Undup Providers	Expenditures	Service Hours	Undup Children	Undup Providers	Expenditures	Service Hours
Working Caretaker Relative	6	3	2,463	1,190	6	3	\$2,463	1,190
CPS	25	11	\$9,315	3,527	25	11	\$9,315	3,527
TANF (Block Grant)	37	18	\$14,457	5,187	37	18	\$14,457	5,187
Non-TANF (Block Grant)	230	104	\$78,814	35,634	230	104	\$78,814	35,634
Tribal IV-E	0	0	\$0	0	0	0	\$0	0
July Total	298	133	\$105,050	45,538	298	133	\$105,050	45,538
Working Caretaker Relative	6	3	2,336	1,121	6	3	\$4,799	2,311
CPS	30	14	\$12,610	4,806	30	14	\$21,926	8,333
TANF (Block Grant)	44	22	\$18,518	6,711	45	23	\$32,975	11,898
Non-TANF (Block Grant)	238	102	\$85,602	37,194	266	115	\$164,416	72,828
Tribal IV-E	0	0	\$0	0	0	0	\$0	0
August Total	318	138	\$119,067	49,831	346	151	\$224,117	95,370
Working Caretaker Relative	3	2	893	320	6	3	\$5,691	2,630
CPS	25	11	\$7,471	2,789	30	14	\$29,397	11,122
TANF (Block Grant)	30	15	\$11,381	3,843	47	24	\$44,356	15,741
Non-TANF (Block Grant)	207	90	\$57,194	23,678	275	122	\$221,611	96,506
Tribal IV-E	0	0	\$0	0	0	0	\$0	0
September Total	265	116	\$76,939	30,630	354	154	\$301,055	126,000
Working Caretaker Relative	0	0	0	0	6	3	\$5,691	2,630
CPS	1	1	\$379	139	30	14	\$29,776	11,261
TANF (Block Grant)	0	0	\$0	0	47	24	\$44,356	15,741
Non-TANF (Block Grant)	4	3	\$1,027	329	275	122	\$222,638	96,836
Tribal IV-E	0	0	\$0	0	0	0	\$0	0
October Total	5	4	\$1,406	468	354	154	\$302,462	126,468
Working Caretaker Relative	0	0	0	0	6	3	\$5,691	2,630
CPS	1	1	\$399	160	30	14	\$30,175	11,421
TANF (Block Grant)	0	0	\$0	0	47	24	\$44,356	15,741
Non-TANF (Block Grant)	8	4	\$4,242	1,578	280	124	\$226,880	98,413
Tribal IV-E	0	0	\$0	0	0	0	\$0	0
November Total	9	5	\$4,641	1,738	359	156	\$307,102	128,206
Working Caretaker Relative	0	0	0	0	6	3	\$5,691	2,630
CPS	0	0	\$0	0	30	14	\$30,175	11,421
TANF (Block Grant)	0	0	\$0	0	47	24	\$44,356	15,741
Non-TANF (Block Grant)	2	2	\$1,224	729	281	124	\$228,104	99,142
Tribal IV-E	0	0	\$0	0	0	0	\$0	0
December Total	2	2	\$1,224	729	360	156	\$308,326	128,935
Working Caretaker Relative	0	0	0	0	6	3	\$5,691	2,630
CPS	0	0	\$0	0	30	14	\$30,175	11,421
TANF (Block Grant)	0	0	\$0	0	47	24	\$44,356	15,741
Non-TANF (Block Grant)	0	0	\$0	0	281	124	\$228,104	99,142
Tribal IV-E	0	0	\$0	0	0	0	\$0	0
January Total	0	0	\$0	0	360	156	\$308,326	128,935
Working Caretaker Relative	0	0	0	0	6	3	\$5,691	2,630
CPS	0	0	\$0	0	30	14	\$30,175	11,421
TANF (Block Grant)	0	0	\$0	0	47	24	\$44,356	15,741
Non-TANF (Block Grant)	0	0	\$0	0	281	124	\$228,104	99,142
Tribal IV-E	0	0	\$0	0	0	0	\$0	0
February Total	0	0	\$0	0	360	0	\$308,326	128,935
Working Caretaker Relative	0	0	0	0	6	3	\$5,691	2,630
CPS	0	0	\$0	0	30	14	\$30,175	11,421
TANF (Block Grant)	0	0	\$0	0	47	24	\$44,356	15,741
Non-TANF (Block Grant)	0	0	\$0	0	281	124	\$228,104	99,142
Tribal IV-E	0	0	\$0	0	0	0	\$0	0
March Total	0	0	\$0	0	360	0	\$308,326	128,935
Working Caretaker Relative	0	0	0	0	6	3	\$5,691	2,630
CPS	0	0	\$0	0	30	14	\$30,175	11,421
TANF (Block Grant)	0	0	\$0	0	47	24	\$44,356	15,741
Non-TANF (Block Grant)	0	0	\$0	0	281	124	\$228,104	99,142
Tribal IV-E	0	0	\$0	0	0	0	\$0	0
April Total	0	0	\$0	0	360	0	\$308,326	128,935
Working Caretaker Relative	0	0	0	0	6	3	\$5,691	2,630
CPS	0	0	\$0	0	30	14	\$30,175	11,421
TANF (Block Grant)	0	0	\$0	0	47	24	\$44,356	15,741
Non-TANF (Block Grant)	0	0	\$0	0	281	124	\$228,104	99,142
Tribal IV-E	0	0	\$0	0	0	0	\$0	0
May Total	0	0	\$0	0	360	0	\$308,326	128,935
Working Caretaker Relative	0	0	0	0	6	3	\$5,691	2,630
CPS	0	0	\$0	0	30	14	\$30,175	11,421
TANF (Block Grant)	0	0	\$0	0	47	24	\$44,356	15,741
Non-TANF (Block Grant)	0	0	\$0	0	281	124	\$228,104	99,142
Tribal IV-E	0	0	\$0	0	0	0	\$0	0
June Total	0	0	\$0	0	360	0	\$308,326	128,935

Footnotes: See definition/descriptions on front page.

Table 14: Family, Friend, Neighbor Child Care by Program - SFY 2019

	Monthly Totals				Year to Date Totals			
	Undup Children	Undup Providers	Expenditures	Service Hours	Undup Children	Undup Providers	Expenditures	Service Hours
Working Caretaker Relative	0	0	\$0	0	0	0	\$0	0
CPS	0	0	\$0	0	0	0	\$0	0
TANF (Block Grant)	0	0	\$0	0	0	0	\$0	0
Non-TANF (Block Grant)	0	0	\$0	0	0	0	\$0	0
Tribal IV-E	0	0	\$0	0	0	0	\$0	0
July Total	0	0	\$0	0	0	0	\$0	0
Working Caretaker Relative	0	0	\$0	0	0	0	\$0	0
CPS	0	0	\$0	0	0	0	\$0	0
TANF (Block Grant)	0	0	\$0	0	0	0	\$0	0
Non-TANF (Block Grant)	0	0	\$0	0	0	0	\$0	0
Tribal IV-E	0	0	\$0	0	0	0	\$0	0
August Total	0	0	\$0	0	0	0	\$0	0
Working Caretaker Relative	0	0	\$0	0	0	0	\$0	0
CPS	0	0	\$0	0	0	0	\$0	0
TANF (Block Grant)	0	0	\$0	0	0	0	\$0	0
Non-TANF (Block Grant)	0	0	\$0	0	0	0	\$0	0
Tribal IV-E	0	0	\$0	0	0	0	\$0	0
September Total	0	0	\$0	0	0	0	\$0	0
Working Caretaker Relative	1	1	\$282	139	1	1	\$282	139
CPS	13	6	\$5,745	1,820	13	6	\$5,745	1,820
TANF (Block Grant)	5	3	\$1,599	639	5	3	\$1,599	639
Non-TANF (Block Grant)	111	46	\$32,159	12,834	111	46	\$32,159	12,834
Tribal IV-E	0	0	\$0	0	0	0	\$0	0
October Total	130	56	\$39,784	15,431	130	56	\$39,784	15,431
Working Caretaker Relative	4	2	\$276	136	4	2	\$558	275
CPS	13	6	\$4,907	1,671	14	7	\$10,651	3,491
TANF (Block Grant)	5	3	\$2,720	948	6	4	\$4,318	1,587
Non-TANF (Block Grant)	112	45	\$34,507	14,069	119	50	\$66,666	26,903
Tribal IV-E	0	0	\$0	0	0	0	\$0	0
November Total	134	56	\$42,409	16,824	143	61	\$82,194	32,255
Working Caretaker Relative	4	2	\$425	212	4	2	\$983	487
CPS	13	5	\$4,037	1,305	17	8	\$14,688	4,795
TANF (Block Grant)	7	5	\$2,173	853	9	7	\$6,492	2,440
Non-TANF (Block Grant)	112	47	\$36,188	15,208	124	53	\$102,854	42,111
Tribal IV-E	0	0	\$0	0	0	0	\$0	0
December Total	136	57	\$42,823	17,578	153	64	\$125,016	49,833
Working Caretaker Relative	1	1	\$282	142	4	2	\$1,265	629
CPS	12	7	\$4,497	1,589	18	9	\$19,185	6,384
TANF (Block Grant)	8	6	\$2,135	803	10	8	\$8,626	3,243
Non-TANF (Block Grant)	100	43	\$30,478	12,213	126	55	\$133,331	54,324
Tribal IV-E	0	0	\$0	0	0	0	\$0	0
January Total	121	52	\$37,391	14,747	155	65	\$162,408	64,580
Working Caretaker Relative	1	1	\$246	130	4	2	\$1,511	759
CPS	14	6	\$6,490	1,963	21	10	\$25,675	8,347
TANF (Block Grant)	9	3	\$2,380	830	16	9	\$11,006	4,072
Non-TANF (Block Grant)	100	43	\$28,205	11,371	128	57	\$161,536	65,695
Tribal IV-E	0	0	\$0	0	0	0	\$0	0
February Total	124	52	\$37,321	14,294	166	68	\$199,728	78,874
Working Caretaker Relative	2	1	\$654	317	6	3	\$2,165	1,076
CPS	12	6	\$5,063	1,723	21	10	\$30,739	10,070
TANF (Block Grant)	9	3	\$2,509	863	16	9	\$13,515	4,935
Non-TANF (Block Grant)	84	37	\$24,937	10,057	138	60	\$186,472	75,752
Tribal IV-E	0	0	\$0	0	0	0	\$0	0
March Total	107	46	\$33,163	12,959	178	72	\$232,891	91,833
Working Caretaker Relative	2	1	\$737	343	6	3	\$2,902	1,419
CPS	13	7	\$5,647	1,843	21	10	\$36,385	11,912
TANF (Block Grant)	9	3	\$2,047	719	16	9	\$15,562	5,654
Non-TANF (Block Grant)	78	34	\$19,083	7,941	142	60	\$205,555	83,694
Tribal IV-E	0	0	\$0	0	0	0	\$0	0
April Total	102	43	\$27,514	10,845	181	72	\$260,405	102,678
Working Caretaker Relative	3	2	\$1,260	566	7	4	\$4,163	1,985
CPS	10	6	\$4,803	1,535	21	10	\$41,189	13,448
TANF (Block Grant)	7	2	\$2,694	779	17	9	\$18,256	6,432
Non-TANF (Block Grant)	74	30	\$19,840	7,669	148	62	\$225,396	91,363
Tribal IV-E	0	0	\$0	0	0	0	\$0	0
May Total	93	38	\$28,598	10,549	188	75	\$289,003	113,227
Working Caretaker Relative	6	3	\$1,482	712	7	5	\$5,645	2,697
CPS	12	7	\$3,435	1,229	26	13	\$44,623	14,676
TANF (Block Grant)	8	2	\$3,305	1,055	18	9	\$21,561	7,488
Non-TANF (Block Grant)	61	25	\$18,576	8,046	155	63	\$243,972	99,409
Tribal IV-E	0	0	\$0	0	0	0	\$0	0
June Total	87	36	\$26,798	11,042	200	80	\$315,801	124,270

Footnotes: See definition/descriptions on front page.

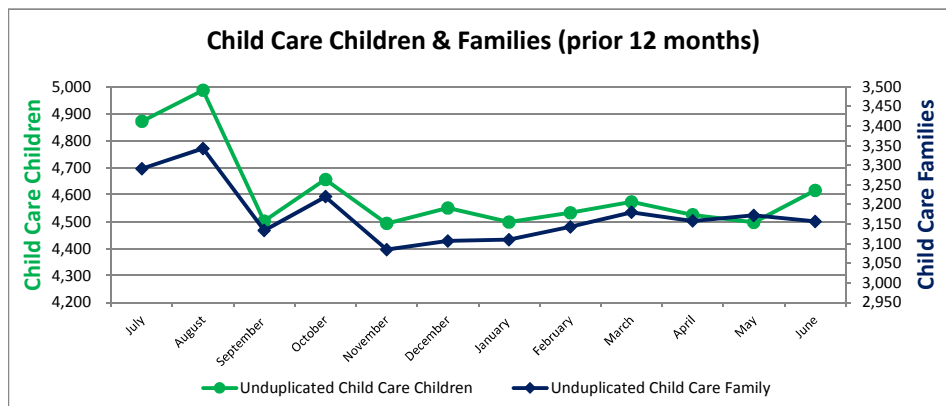
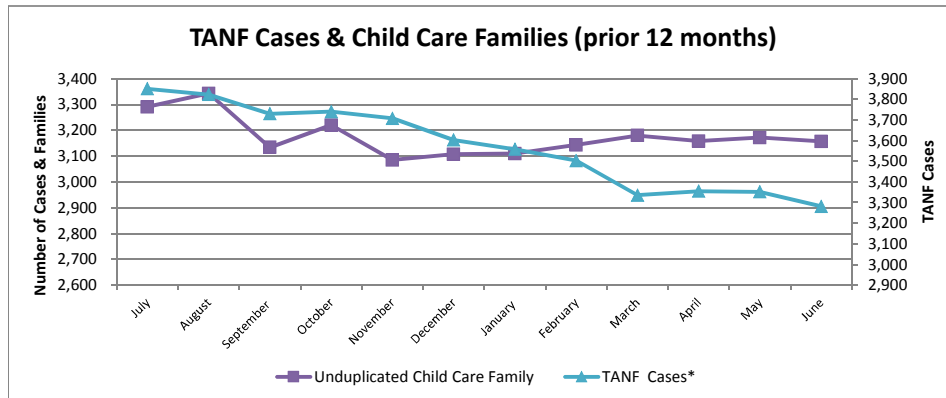
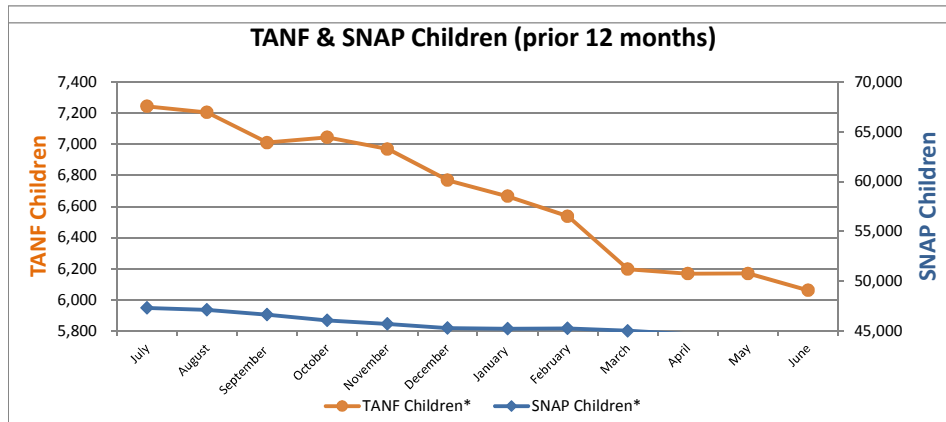
Table 15: Relative Care Exempt Child Care by Program - SFY 2019

	Monthly Totals				Year to Date Totals			
	Undup Children	Undup Providers	Expenditures	Service Hours	Undup Children	Undup Providers	Expenditures	Service Hours
Working Caretaker Relative	0	0	\$0	0	0	0	\$0	0
CPS	0	0	\$0	0	0	0	\$0	0
TANF (Block Grant)	0	0	\$0	0	0	0	\$0	0
Non-TANF (Block Grant)	0	0	\$0	0	0	0	\$0	0
Tribal IV-E	0	0	\$0	0	0	0	\$0	0
July Total	0	0	\$0	0	0	0	\$0	0
Working Caretaker Relative	0	0	\$0	0	0	0	\$0	0
CPS	0	0	\$0	0	0	0	\$0	0
TANF (Block Grant)	0	0	\$0	0	0	0	\$0	0
Non-TANF (Block Grant)	0	0	\$0	0	0	0	\$0	0
Tribal IV-E	0	0	\$0	0	0	0	\$0	0
August Total	0	0	\$0	0	0	0	\$0	0
Working Caretaker Relative	0	0	\$0	0	0	0	\$0	0
CPS	0	0	\$0	0	0	0	\$0	0
TANF (Block Grant)	0	0	\$0	0	0	0	\$0	0
Non-TANF (Block Grant)	0	0	\$0	0	0	0	\$0	0
Tribal IV-E	0	0	\$0	0	0	0	\$0	0
September Total	0	0	\$0	0	0	0	\$0	0
Working Caretaker Relative	0	0	\$0	0	0	0	\$0	0
CPS	14	6	\$4,488	1,606	14	6	\$4,488	1,606
TANF (Block Grant)	27	13	\$9,405	4,002	27	13	\$9,405	4,002
Non-TANF (Block Grant)	93	42	\$21,304	10,385	93	42	\$21,304	10,385
Tribal IV-E	0	0	\$0	0	0	0	\$0	0
October Total	134	60	\$35,197	15,993	134	60	\$35,197	15,993
Working Caretaker Relative	0	0	\$0	0	0	0	\$0	0
CPS	14	6	\$4,270	1,531	14	6	\$8,758	3,136
TANF (Block Grant)	31	14	\$11,191	4,516	34	16	\$20,596	8,518
Non-TANF (Block Grant)	112	47	\$33,778	16,486	126	53	\$55,082	26,871
Tribal IV-E	0	0	\$0	0	0	0	\$0	0
November Total	155	64	\$49,239	22,532	172	72	\$84,436	38,525
Working Caretaker Relative	0	0	\$0	0	0	0	\$0	0
CPS	16	8	\$4,534	1,744	16	8	\$13,292	4,880
TANF (Block Grant)	34	15	\$10,133	4,179	37	17	\$30,729	12,697
Non-TANF (Block Grant)	115	48	\$29,257	14,221	136	58	\$84,339	41,092
Tribal IV-E	0	0	\$0	0	0	0	\$0	0
December Total	165	69	\$43,924	20,144	185	79	\$128,360	58,669
Working Caretaker Relative	0	0	\$0	0	0	0	\$0	0
CPS	16	8	\$4,990	1,843	16	8	\$18,282	6,723
TANF (Block Grant)	21	12	\$8,396	3,465	38	18	\$39,126	16,162
Non-TANF (Block Grant)	117	50	\$30,890	14,215	148	63	\$115,229	55,307
Tribal IV-E	0	0	\$0	0	0	0	\$0	0
January Total	154	68	\$44,276	19,523	198	84	\$172,637	78,191
Working Caretaker Relative	0	0	\$0	0	0	0	\$0	0
CPS	18	9	\$5,136	1,980	18	9	\$23,418	8,703
TANF (Block Grant)	19	11	\$6,046	2,543	38	18	\$45,172	18,705
Non-TANF (Block Grant)	101	43	\$26,781	12,827	149	64	\$142,009	68,133
Tribal IV-E	0	0	\$0	0	0	0	\$0	0
February Total	138	61	\$37,963	17,350	201	85	\$210,599	95,541
Working Caretaker Relative	0	0	\$0	0	0	0	\$0	0
CPS	18	9	\$5,366	2,036	19	10	\$28,784	10,739
TANF (Block Grant)	18	10	\$6,548	2,796	38	18	\$51,720	21,500
Non-TANF (Block Grant)	127	51	\$30,739	15,072	164	70	\$172,748	83,205
Tribal IV-E	0	0	\$0	0	0	0	\$0	0
March Total	163	68	\$42,653	19,903	215	91	\$253,252	115,444
Working Caretaker Relative	1	1	\$105	72	1	1	\$105	72
CPS	18	9	\$6,577	2,522	20	11	\$35,361	13,262
TANF (Block Grant)	19	11	\$6,081	2,795	43	21	\$57,801	24,295
Non-TANF (Block Grant)	117	49	\$27,595	14,131	183	77	\$200,343	97,336
Tribal IV-E	0	0	\$0	0	0	0	\$0	0
April Total	155	68	\$40,357	19,521	240	102	\$293,609	134,965
Working Caretaker Relative	3	2	\$585	305	3	2	\$690	377
CPS	18	9	\$6,237	2,273	21	11	\$41,598	15,534
TANF (Block Grant)	24	11	\$8,348	3,657	48	22	\$66,148	27,952
Non-TANF (Block Grant)	126	51	\$33,619	16,615	189	79	\$233,962	113,951
Tribal IV-E	0	0	\$0	0	0	0	\$0	0
May Total	171	71	\$48,789	22,849	254	106	\$342,398	157,814
Working Caretaker Relative	3	2	\$659	364	3	2	\$1,349	741
CPS	17	9	\$6,542	2,536	23	12	\$48,140	18,070
TANF (Block Grant)	26	12	\$8,908	3,865	55	26	\$75,057	31,817
Non-TANF (Block Grant)	130	54	\$38,570	20,445	206	86	\$272,532	134,396
Tribal IV-E	0	0	\$0	0	0	0	\$0	0
June Total	176	75	\$54,679	27,210	280	118	\$397,076	185,023

Footnotes: See definition/descriptions on front page.

Table 16: Child Care/TANF/SNAP Comparison - SFY 2019
(prior 12 months)

Month	Fiscal Year	Unduplicated Child Care Children	Unduplicated Child Care Family	TANF Cases*	TANF Children*	SNAP Children*	SNAP Cases*
July	2019	4,872	3,291	3,851	7,243	47,311	54,998
August	2019	4,987	3,343	3,823	7,204	47,118	54,864
September	2019	4,502	3,134	3,730	7,010	46,634	54,289
October	2019	4,656	3,220	3,740	7,044	46,066	53,574
November	2019	4,493	3,085	3,708	6,969	45,707	53,237
December	2019	4,551	3,107	3,603	6,768	45,288	52,971
January	2019	4,498	3,110	3,558	6,666	45,224	52,996
February	2019	4,533	3,143	3,503	6,537	45,263	53,126
March	2019	4,573	3,180	3,336	6,197	45,015	53,147
April	2019	4,525	3,158	3,355	6,168	44,672	52,998
May	2019	4,497	3,172	3,352	6,169	44,400	52,906
June	2019	4,616	3,157	3,282	6,061	44,337	52,915
Average		4,609	3,175	3,570	6,670	45,586	53,502



TANF: Temporary Assistance for Needy Families
 SNAP: Supplemental Nutrition Assistance Program
 *TANF/Snap breakdown not available.