

State of Montana
Department of Public Health and Human Services
Human and Community Services Division
Early Childhood Services Bureau

Child Care Managerial Reports

State Fiscal Year 2020

June 2020

Table of Contents

Table 1	Family Participation (monthly unduplicated)	Page 1
Table 2	Expenditures Comparisons (monthly)	Page 2
Table 3	Service Hours and Expenditures (monthly)	Page 3
Table 4	Child Participation (monthly unduplicated)	Page 4
Table 5	Child Participation (monthly duplicated)	Page 5
Table 6	Expenditures by Program (monthly)	Page 6
Table 7	Age Distribution of Children by Program Type (for current month)	Page 7
Table 8	Age Distribution of Children by Facility Type (for current month)	Page 8
Table 9	Age Distribution of Children in Child Care (for all months)	Page 9
Table 10	Center Child Care by Program	Page 10
Table 11	Group Child Care by Program	Page 11
Table 12	Family Child Care by Program	Page 12
Table 13	Family, Friend, Neighbor Child Care by Program (Facility Type Effective 10-01-2018)	Page 13
Table 14	Relative Care Exempt Child Care by Program (Facility Type Effective 10-01-2018)	Page 14
Table 15	Child Care / TANF / SNAP Comparison	Page 15

Definitions:

Unduplicated: The number of unique units in the time period referenced. (children or families participating, payments made, or providers) Adding unduplicated monthly numbers will not equal unduplicated yearly amounts or unduplicated monthly amounts as a unit may be included in multiple months or programs.

Duplicated: Each invoice/payment for care of a child in the time period referenced is counted.

Yearly counts: Are for the state fiscal year to date.

Child Care Provider Descriptions:

Relative Care Exempt (RCE): A relative who has passed background checks and who cares for children in one family or up to two unrelated children, who are on the Best Beginnings Child Care Scholarship program

Family Friend Neighbor (FFN): An individual registered by the State of Montana, who cares for children of one family or up to two unrelated children, who are on the Best Beginnings Child Care Scholarship program.

Family Child Care: A facility licensed by the State of Montana to care for up to 6 children, which may include no more than 3 infants at one time.

Group Child Care: A facility licensed by the State of Montana to care for 7 to 12 children, which may include no more than 6 infants at one time.

Child Care Center: A facility licensed by the State of Montana to care for 13 or more children, which may include no more than a specified number of infants as determined by licensing.

Child Care Program Descriptions:

CPS: Child Protective Services. Provides care to children who have been abandoned, neglected or abused. CPS may include TANF and Non-TANF child care participants if the child is working on family reunification.

Non-TANF (CCDF Block Grant): Provides benefits to working and/or attending school families in need of financial help to pay for child care services.

TANF: Temporary Assistance for Needy Families

Tribal: Child care services to tribal/native american children

Title IV-E: Federal entitlement program under the Social Security Act for children who meet specific eligibility requirements.

Working Caretaker Relative: Services provided to children under the care of extended family members such as grandparents.

The data contained in this report is extracted from the CCUBS (Child Care Under the Big Sky) system.

Questions about the information contained in these reports should be directed to:

Table 1: Monthly Unduplicated Child Care Families - SFY 2020

Month	Unduplicated Participation - Families						Unduplicated Payments	
	Working Caretaker Relative	CPS	TANF (Block Grant)	Non-TANF (Block Grant)	Tribal IV-E	Unduplicated Child Care Families	Payments to Providers	Payments to Parents
July	90	948	440	1,614	27	3,118	650	15
August	87	948	430	1,683	24	3,169	661	14
September	77	852	424	1,609	16	2,972	654	14
October	81	865	450	1,621	17	3,027	648	15
November	74	816	445	1,628	18	2,979	658	14
December	77	845	441	1,645	19	3,021	672	15
January	73	857	465	1,712	17	3,115	682	16
February	69	844	462	1,649	16	3,034	666	19
March	63	843	459	1,582	17	2,961	653	17
April	64	687	450	1,604	15	2,814	632	23
May	60	716	417	1,474	16	2,680	577	20
June	59	721	369	1,316	15	2,479	554	22
Year Total Unduplicated	119	1,686	852	2,661	36	5,159	891	35
Average Per Month	73	829	438	1,595	18	2,947	642	17

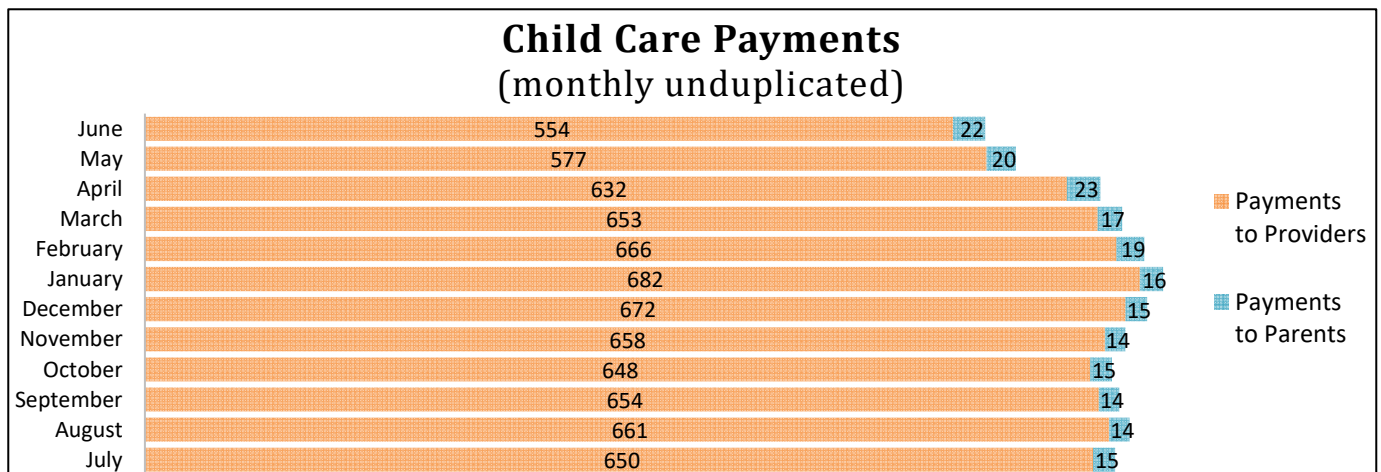
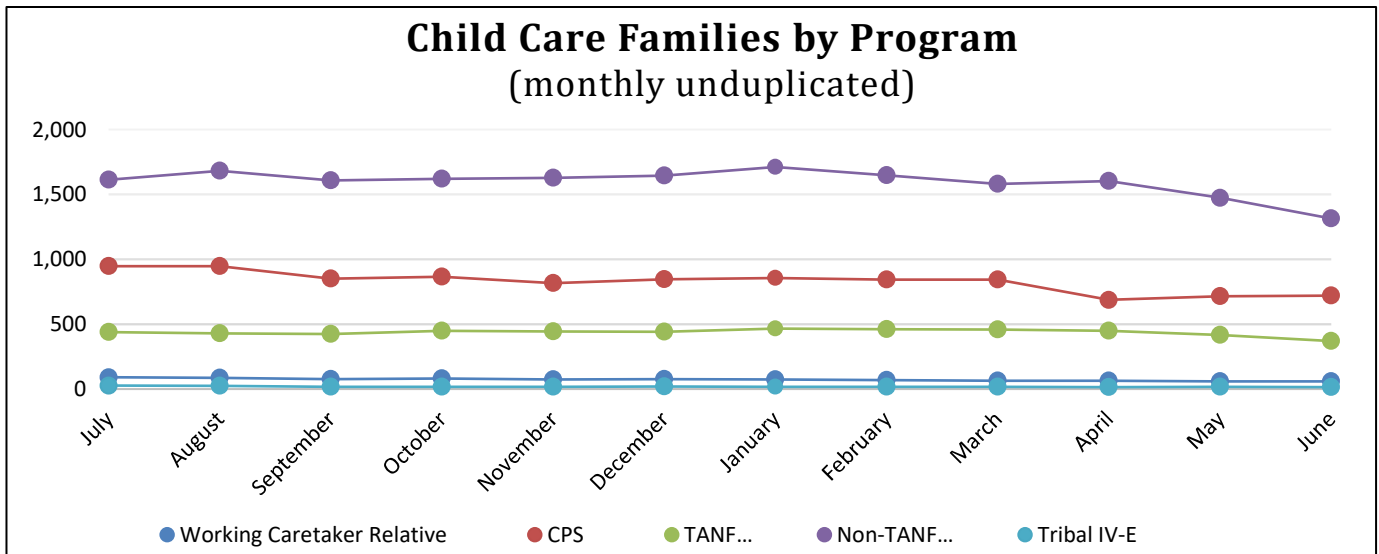


Table 2: Yearly and Monthly Comparison of Child Care Expenditures_ SFY 2020

FY2014	\$ 2,009,949	\$ 1,907,290	\$ 1,555,194	\$ 1,817,002	\$ 1,518,300	\$ 1,485,629	\$ 1,571,729	\$ 1,507,668	\$ 1,644,998	\$ 1,715,476	\$ 1,678,061	\$ 1,880,180	\$ 20,291,476
FY2016	\$ 2,259,013	\$ 2,079,668	\$ 1,733,805	\$ 1,884,715	\$ 1,674,000	\$ 1,767,574	\$ 1,641,877	\$ 1,817,671	\$ 1,960,075	\$ 1,877,928	\$ 1,886,217	\$ 2,096,665	\$ 22,679,209
FY2018	\$ 2,164,218	\$ 2,391,039	\$ 1,860,449	\$ 2,058,875	\$ 1,967,470	\$ 1,874,504	\$ 2,019,177	\$ 1,952,806	\$ 2,073,509	\$ 2,068,480	\$ 2,163,620	\$ 2,261,695	\$ 24,855,842
FY2020	\$ 2,372,818	\$ 2,383,288	\$ 1,890,124	\$ 2,244,991	\$ 1,888,708	\$ 1,897,302	\$ 2,183,114	\$ 1,929,295	\$ 2,356,277	\$ 2,534,494	\$ 2,806,241	\$ 2,164,501	\$ 26,651,153

TOTALS BY QUARTER

1st Quarter End (September)	
FY2014	\$ 5,472,433
FY2015	\$ 5,605,409
FY2016	\$ 6,072,487
FY2017	\$ 6,069,539
FY2018	\$ 6,415,706
FY2019	\$ 6,530,272
FY2020	\$ 6,646,230

2nd Quarter End (December)	
FY2014	\$ 4,820,931
FY2015	\$ 4,675,734
FY2016	\$ 5,326,289
FY2017	\$ 5,558,935
FY2018	\$ 5,900,850
FY2019	\$ 5,987,130
FY2020	\$ 6,031,001

3rd Quarter End (March)	
FY2014	\$ 4,724,394
FY2015	\$ 4,830,252
FY2016	\$ 5,419,623
FY2017	\$ 5,862,208
FY2018	\$ 6,045,492
FY2019	\$ 6,110,949
FY2020	\$ 6,468,686

4th Quarter End (June)		YEAR TOTAL
FY2014	\$ 5,273,717	\$ 20,291,476
FY2015	\$ 5,564,329	\$ 20,675,724
FY2016	\$ 5,860,811	\$ 22,679,209
FY2017	\$ 6,360,876	\$ 23,851,558
FY2018	\$ 6,493,794	\$ 24,855,842
FY2019	\$ 6,601,987	\$ 25,230,338
FY2020	\$ 7,505,236	\$ 26,651,153

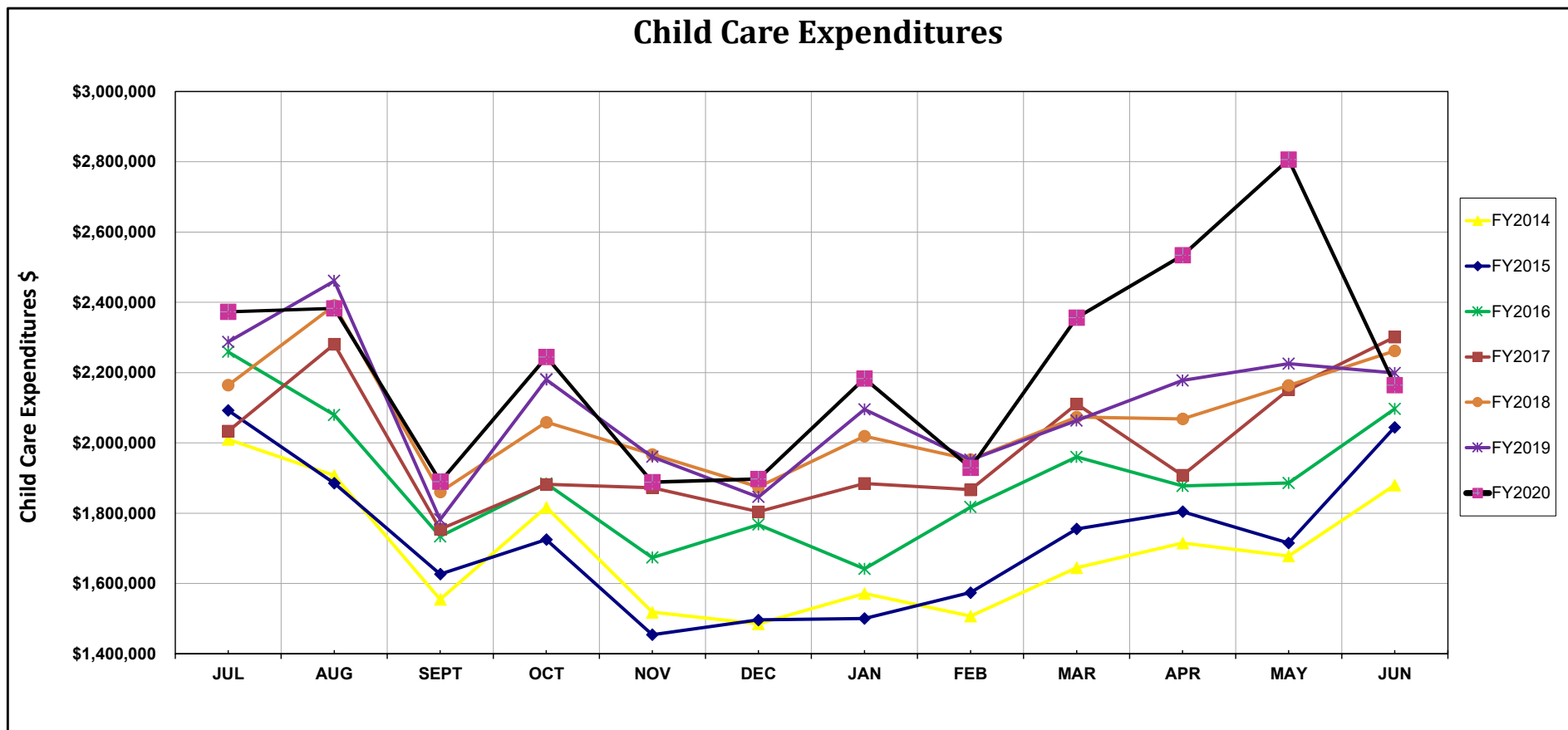


Table 3: Monthly Child Care Service Hours and Expenditures - SFY 2020

Month	Monthly Service Hours					Expenditures		
	Working Caretaker Relative	CPS	TANF (Block Grant)	Non-TANF (Block Grant)	Tribal IV-E	TOTAL Child Care Service Hours	Monthly Expenditures	Average \$ Per Hour
July	20,536	135,703	91,415	395,721	4,381	647,755	\$2,372,818	\$3.66
August	17,263	136,435	91,709	394,713	3,353	643,473	\$2,383,288	\$3.70
September	10,791	104,379	72,425	285,599	2,449	475,642	\$1,890,124	\$3.97
October	13,535	120,037	88,601	331,733	2,487	556,394	\$2,244,991	\$4.03
November	10,333	96,360	73,400	291,699	2,239	474,031	\$1,888,708	\$3.98
December	10,534	99,570	71,426	294,515	2,426	478,471	\$1,897,302	\$3.97
January	11,602	113,443	81,231	336,393	1,846	544,515	\$2,183,114	\$4.01
February	10,024	102,450	77,211	290,818	2,124	482,627	\$1,929,295	\$4.00
March	8,806	97,740	72,205	267,478	1,432	447,661	\$2,356,277	\$5.26
April	6,163	65,952	39,017	193,148	1,725	306,006	\$2,534,494	\$8.28
May	11,096	84,911	59,318	263,183	2,285	420,793	\$2,806,241	\$6.67
June	137	4,150	2,683	10,271	0	17,241	\$2,164,501	\$125.55
Total	130,819	1,161,131	820,640	3,355,271	26,747	5,494,607	\$26,651,153	\$4.85
Avg Per Month	10,902	96,761	68,387	279,606	2,229	457,884	\$2,220,929	\$14.76
% of Total	2.4%	21.1%	14.9%	61.1%	0.5%	100.0%		

Footnote: See definition/descriptions on front page

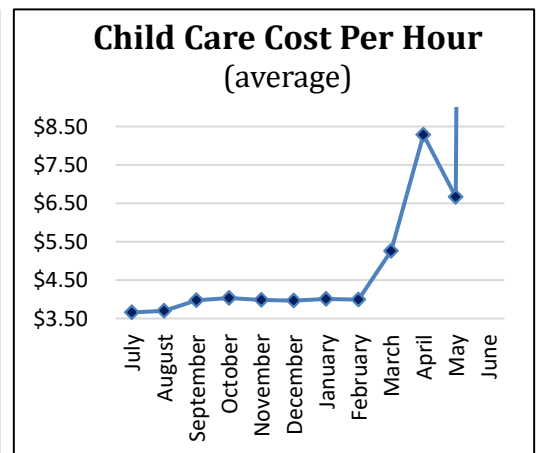
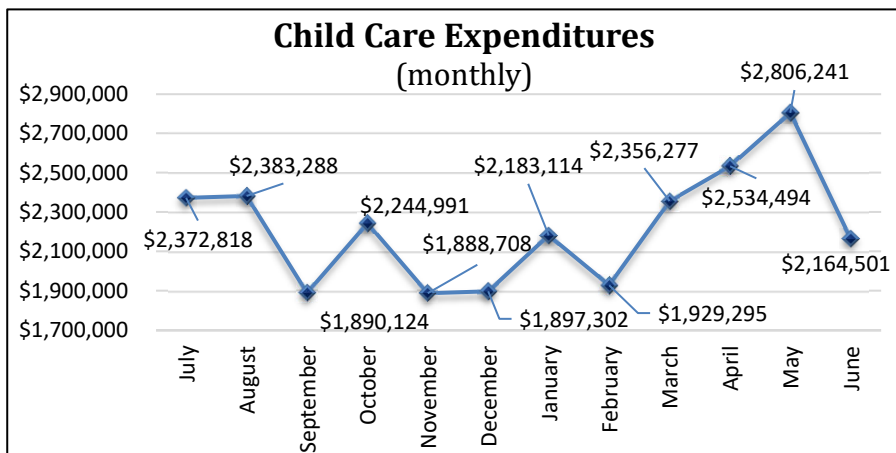
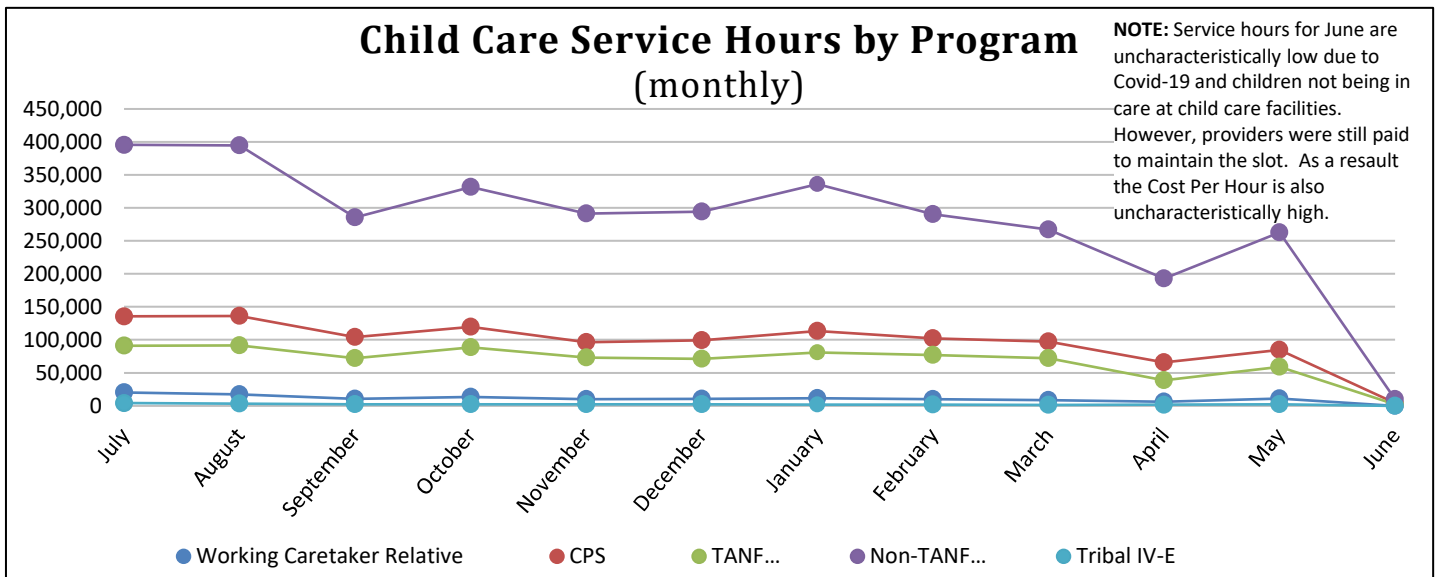


Table 4: Monthly Unduplicated Child Care Children - SFY 2020

Unduplicated Participation - Children						
Month	Working Caretaker Relative	CPS	TANF (Block Grant)	Non-TANF (Block Grant)	Tribal IV-E	Unduplicated Child Care Children
July	129	962	692	2,713	27	4,513
August	124	964	679	2,875	24	4,652
September	104	864	631	2,586	16	4,186
October	116	877	696	2,632	17	4,320
November	103	827	688	2,650	18	4,278
December	106	858	685	2,676	19	4,326
January	98	871	730	2,778	17	4,465
February	93	858	733	2,663	16	4,347
March	87	855	745	2,590	17	4,282
April	85	698	706	2,487	15	3,978
May	87	727	703	2,439	16	3,964
June	90	731	618	2,214	15	3,660
Year Total Unduplicated	178	1,699	1,425	4,466	36	7,202
Avg Per Month	102	841	692	2,609	18	4,248

Footnote: See definition/descriptions on front page.

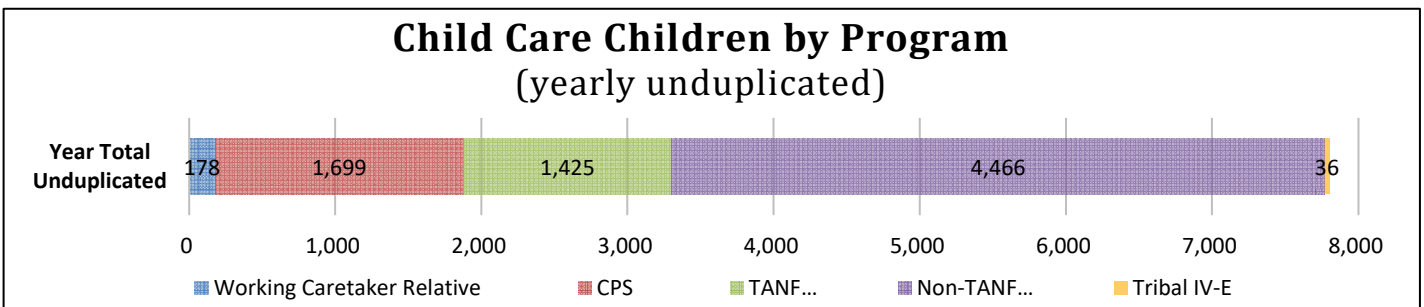
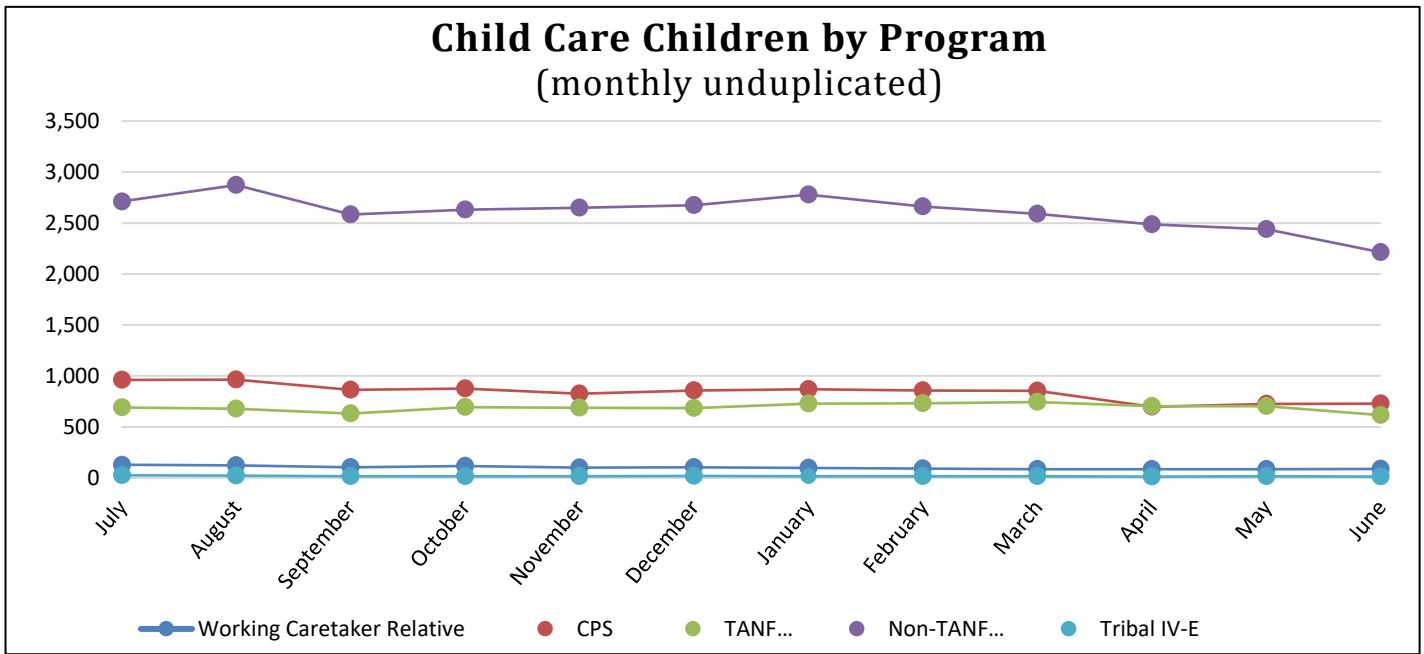


Table 5: Monthly Duplicated Child Care Children - SFY 2020

Duplicated Participation - Children						
Month	Working Caretaker Relative	CPS	TANF (Block Grant)	Non-TANF (Block Grant)	Tribal IV-E	Duplicated Child Care Children
July	147	1,064	731	2,943	32	4,917
August	137	1,057	728	3,183	27	5,132
September	111	959	685	2,795	21	4,571
October	130	998	767	2,881	20	4,796
November	111	905	744	2,954	27	4,741
December	113	994	729	2,988	27	4,851
January	106	981	773	3,073	20	4,953
February	101	943	778	2,838	20	4,680
March	92	963	803	2,875	18	4,751
April	120	762	1,028	3,604	15	5,529
May	111	788	829	2,834	17	4,579
June	102	804	692	2,398	15	4,011
Year Total Duplicated	1,381	11,218	9,287	35,366	259	57,511
Avg Per Month	115	935	774	2,947	22	4,793

Footnote: See definition/descriptions on front page.

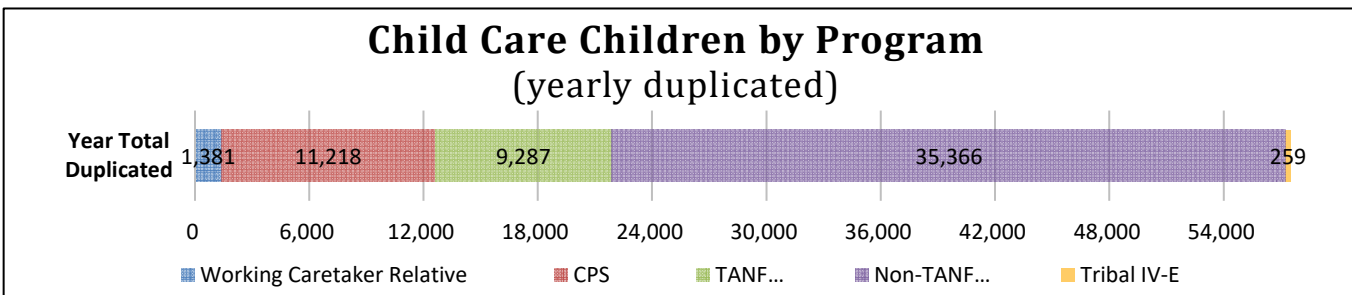
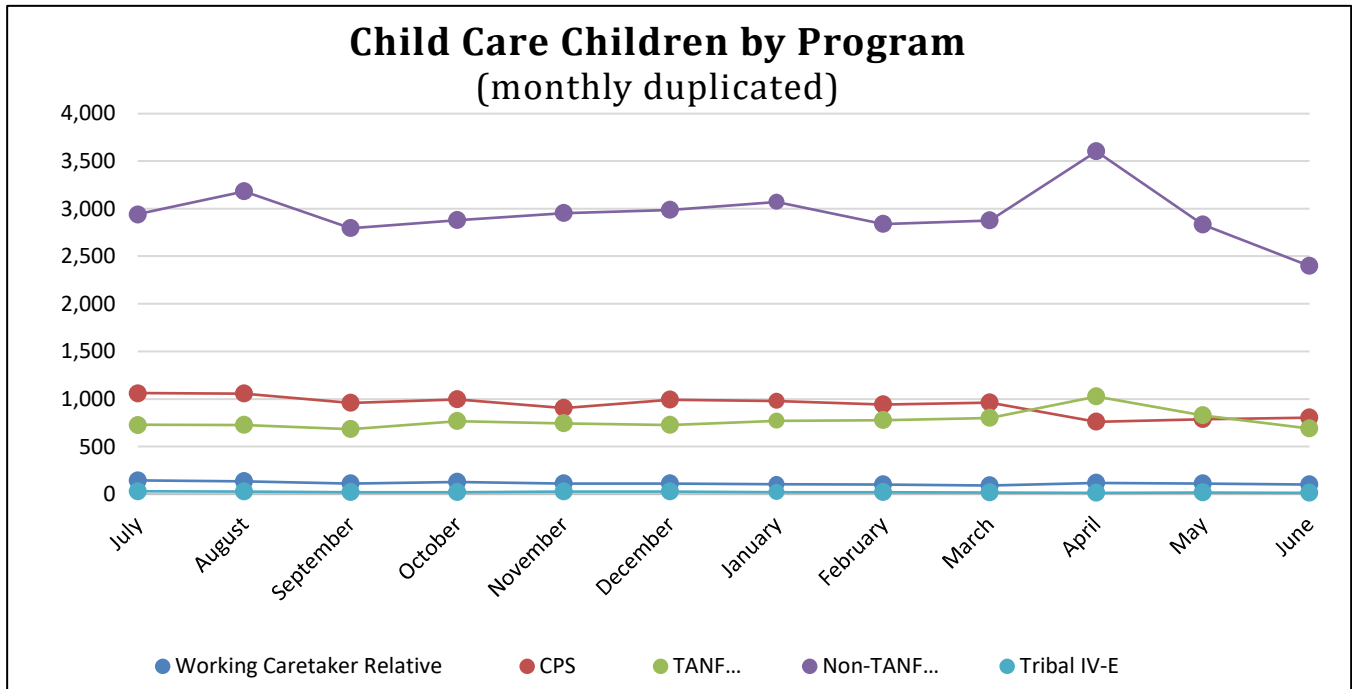


Table 6: Monthly Child Care Expenditures by Program - SFY 2020

Month	Expenditures						Date of Payment 3 Month Total
	Working Caretaker Relative	CPS	TANF (Block Grant)	Non-TANF (Block Grant)	Tribal IV-E	Total Expended	
July	\$70,763	\$558,243	\$392,424	\$1,333,372	\$18,017	\$2,372,818	
August	\$59,329	\$559,527	\$392,470	\$1,358,400	\$13,562	\$2,383,288	
September	\$42,801	\$458,565	\$321,370	\$1,057,558	\$9,830	\$1,890,124	\$6,646,230
October	\$54,138	\$528,083	\$399,861	\$1,252,788	\$10,120	\$2,244,991	
November	\$40,471	\$428,007	\$330,243	\$1,079,385	\$10,602	\$1,888,708	
December	\$40,579	\$450,797	\$323,393	\$1,072,553	\$9,981	\$1,897,302	\$6,031,001
January	\$46,015	\$502,683	\$371,309	\$1,255,084	\$8,022	\$2,183,114	
February	\$39,046	\$455,453	\$347,754	\$1,077,782	\$9,261	\$1,929,295	
March	\$41,343	\$592,194	\$435,226	\$1,277,108	\$10,405	\$2,356,277	\$6,468,686
April	\$46,450	\$555,406	\$415,326	\$1,507,224	\$10,088	\$2,534,494	
May	\$63,825	\$599,833	\$526,390	\$1,604,929	\$11,263	\$2,806,241	
June	\$52,835	\$490,888	\$397,615	\$1,212,577	\$10,586	\$2,164,501	\$7,505,236
Total Expended	\$597,594	\$6,179,681	\$4,653,380	\$15,088,760	\$131,738	\$26,651,153	\$26,651,153
Average	\$49,799	\$514,973	\$387,782	\$1,257,397	\$10,978	\$2,220,929	\$6,662,788
% of Total	2.2%	23.2%	17.5%	56.6%	0.5%	100.0%	

Footnote: See definition/descriptions on front page.

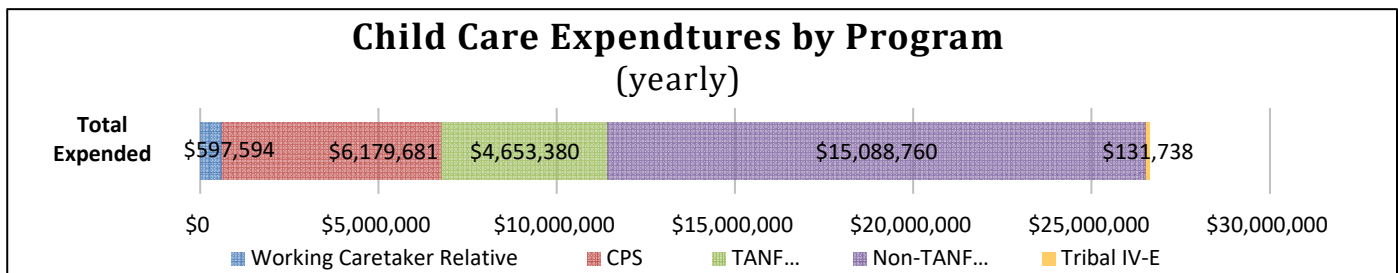
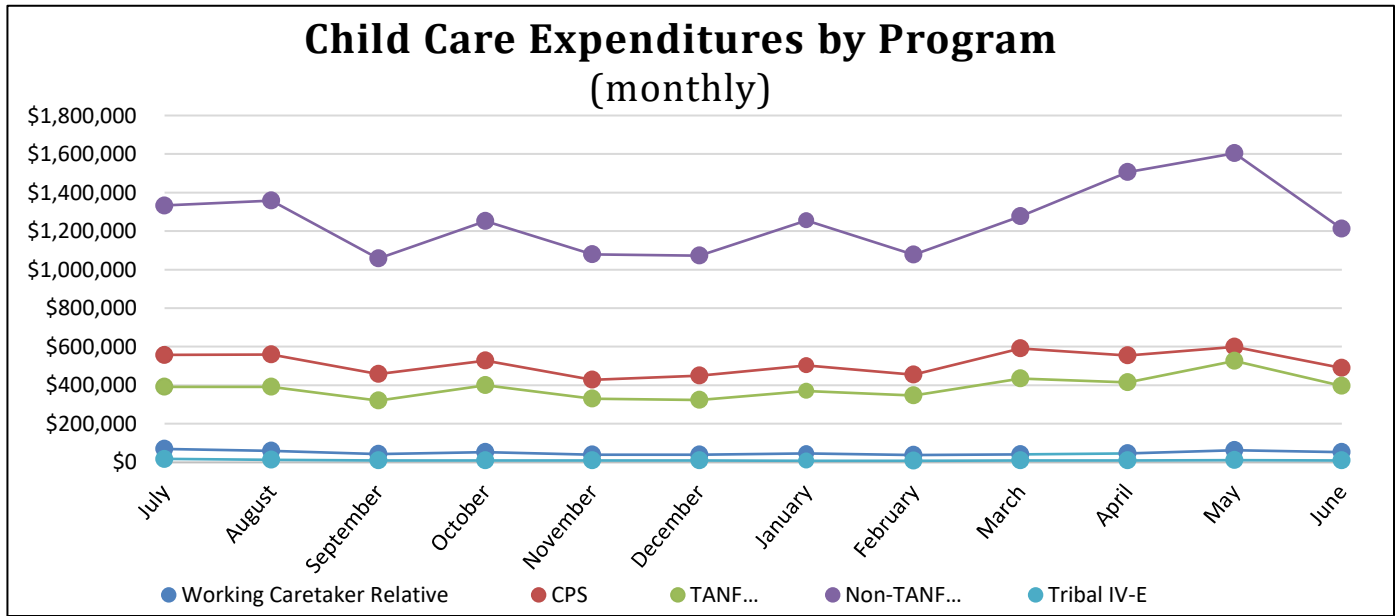


Table 7: Ages of Children in Care by Program Type - SFY 2020

June 2020	Unduplicated Children by Age by Program Type					Unduplicated Children
Age of Children	Working Caretaker Relative	CPS	TANF (Block Grant)	Non-TANF (Block Grant)	Tribal IV-E	Age Distribution of Children receiving Child Care (See Graph on Page 4)
Age 0	1	61	43	40	1	145
Age 1	1	111	89	185	3	389
Age 2	6	126	97	262	2	491
Age 3	14	103	95	354	1	565
Age 4	17	100	77	383	2	579
Age 5	13	82	68	297	2	461
Age 6	10	50	63	192	2	316
Age 7	11	48	21	163	1	243
Age 8	5	15	24	109	1	154
Age 9	5	13	18	85	-	121
Age 10	2	11	9	61	-	83
Age 11	4	9	8	42	-	63
Age 12	1	1	4	30	-	36
Age 13	-	1	2	10	-	13
Age 14	-	-	-	1	-	1
Age 15	-	-	-	-	-	-
Age 16	-	-	-	-	-	-
Age 17	-	-	-	-	-	-
Age 18	-	-	-	-	-	-
Total	90	731	618	2,214	15	3,660
% of Total	2.5%	20.0%	16.9%	60.5%	0.4%	

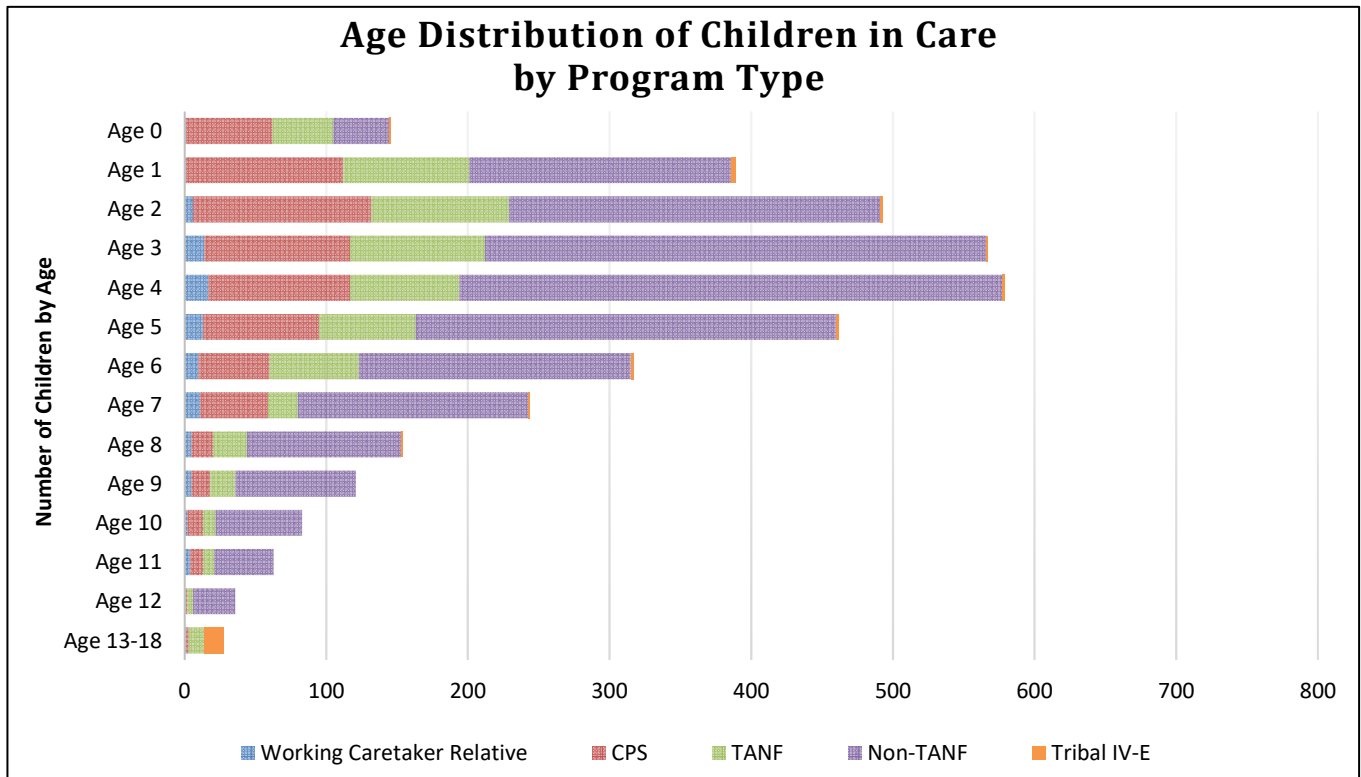


Table 8: Ages of Children in Care by Facility Type - SFY 2020

June 2020	Unduplicated Children by Age by Facility Type					Unduplicated Children
Age of Children	Relative Care Exempt	Family Friend Neighbor	Family	Group	Center	Age Distribution of Children receiving Child Care
Age 0	3	1	8	68	71	145
Age 1	12	4	28	170	178	389
Age 2	15	1	33	211	238	491
Age 3	15	2	29	221	305	565
Age 4	21	1	31	226	305	579
Age 5	15	3	29	177	244	461
Age 6	17	1	15	123	161	316
Age 7	15	5	12	91	125	243
Age 8	12	1	4	55	83	154
Age 9	8	2	8	50	53	121
Age 10	10	-	3	36	34	83
Age 11	12	-	4	30	17	63
Age 12	6	-	3	17	10	36
Age 13	7	1	1	4	-	13
Age 14	1	-	-	-	-	1
Age 15	-	-	-	-	-	-
Age 16	-	-	-	-	-	-
Age 17	-	-	-	-	-	-
Age 18	-	-	-	-	-	-
Total	169	22	208	1,479	1,824	3,660
% of Total	4.6%	0.6%	5.7%	40.4%	49.8%	

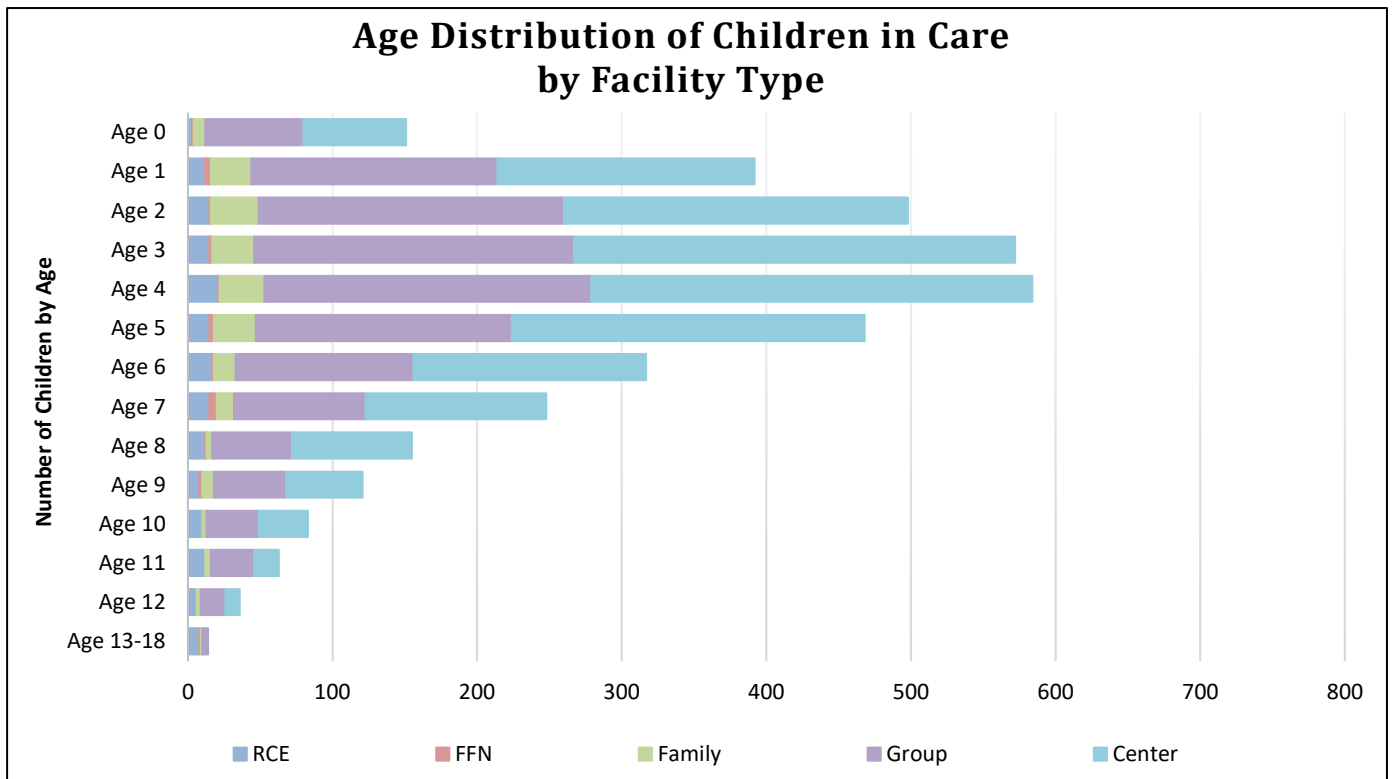


Table 9: Ages of Children in Care per Month - SFY 2020

Age Distribution of Children Receiving Child Care Per Month													
Age of Children	July 2019	Aug 2019	Sept 2019	Oct 2019	Nov 2019	Dec 2019	Jan 2020	Feb 2020	Mar 2020	Apr 2020	May 2020	June 2020	Average
Age 0	215	220	237	239	220	222	238	215	204	173	147	145	206
Age 1	502	510	521	511	515	512	520	505	515	456	455	389	493
Age 2	631	599	649	659	657	659	685	654	653	552	530	491	618
Age 3	729	717	699	716	690	693	720	693	716	646	624	565	684
Age 4	666	698	657	673	679	664	692	684	685	618	619	579	660
Age 5	583	591	416	470	476	475	521	531	582	502	525	461	511
Age 6	353	390	290	305	292	315	310	296	359	308	312	316	321
Age 7	223	241	195	215	213	226	220	230	252	214	243	243	226
Age 8	196	217	183	182	175	176	187	177	213	163	160	154	182
Age 9	165	189	127	135	138	147	138	140	162	128	125	121	143
Age 10	122	139	103	108	109	114	109	105	121	96	91	83	108
Age 11	77	87	63	63	65	73	70	58	75	65	72	63	69
Age 12	40	41	35	34	37	38	47	46	53	45	46	36	42
Age 13	11	12	10	10	12	12	8	13	15	11	14	13	12
Age 14	-	1	1	-	-	-	-	-	1	1	1	1	-
Age 15	-	-	-	-	-	-	-	-	-	-	-	-	-
Age 16	-	-	-	-	-	-	-	-	-	-	-	-	-
Age 17	-	-	-	-	-	-	-	-	-	-	-	-	-
Age 18	-	-	-	-	-	-	-	-	-	-	-	-	-
Total	4,513	4,652	4,186	4,320	4,278	4,326	4,465	4,347	4,606	3,978	3,964	3,660	4,274

Age Distribution of Children in Child Care (average yearly)

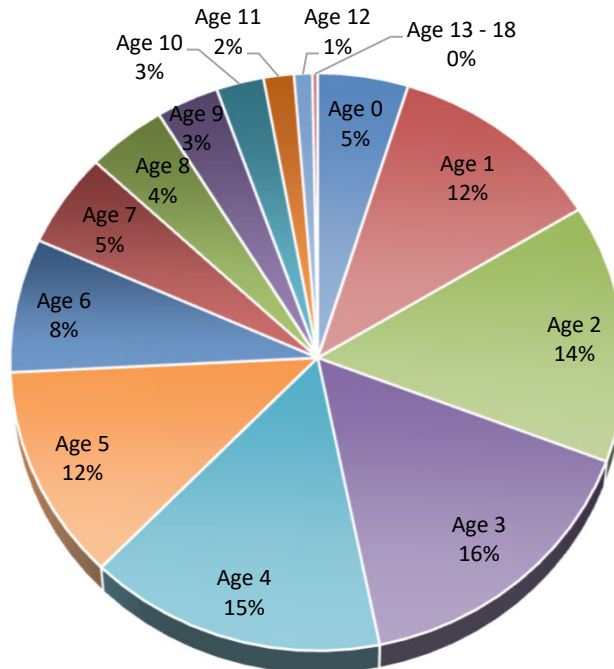


Table 10: Center Child Care by Program - SFY 2020

	Monthly Totals				Year to Date Totals			
	Undup Children	Undup Providers	Expenditures	Service Hours	Undup Children	Undup Providers	Expenditures	Service Hours
Working Caretaker Relative	84	47	\$50,696	13,410	84	47	\$50,696	13,410
CPS	567	128	\$354,751	78,533	567	128	\$354,751	78,533
TANF (Block Grant)	415	97	\$260,701	55,637	415	97	\$260,701	55,637
Non-TANF (Block Grant)	1,343	157	\$706,493	184,429	1,343	157	\$706,493	184,429
Tribal IV-E	10	6	\$10,043	2,300	10	6	\$10,043	2,300
July Total	2,414	184	\$1,382,685	334,309	2,414	184	\$1,382,685	334,309
Working Caretaker Relative	85	48	\$43,694	11,631	93	54	\$94,391	25,041
CPS	579	132	\$358,146	79,682	669	144	\$712,897	158,215
TANF (Block Grant)	399	97	\$245,905	53,598	472	106	\$506,606	109,235
Non-TANF (Block Grant)	1,432	169	\$710,183	183,482	1,608	181	\$1,416,677	367,911
Tribal IV-E	8	5	\$5,633	1,394	10	6	\$15,676	3,694
August Total	2,502	192	\$1,363,562	329,787	2,812	205	\$2,746,247	664,095
Working Caretaker Relative	72	43	\$30,164	7,105	104	58	\$124,555	32,146
CPS	513	140	\$291,431	60,036	746	161	\$1,004,328	218,251
TANF (Block Grant)	361	99	\$196,306	40,294	532	123	\$702,912	149,528
Non-TANF (Block Grant)	1,264	171	\$559,815	132,304	1,793	195	\$1,976,491	500,215
Tribal IV-E	7	4	\$4,776	1,070	13	7	\$20,453	4,764
September Total	2,214	200	\$1,082,492	240,808	3,115	221	\$3,828,739	904,903
Working Caretaker Relative	79	45	\$40,648	9,101	107	61	\$165,203	41,246
CPS	529	146	\$339,311	69,829	806	169	\$1,343,639	288,080
TANF (Block Grant)	414	109	\$254,720	50,867	585	132	\$957,632	200,395
Non-TANF (Block Grant)	1,364	177	\$704,181	164,788	1,904	201	\$2,680,672	665,003
Tribal IV-E	9	6	\$4,576	949	14	9	\$25,028	5,713
October Total	2,380	204	\$1,343,436	295,533	3,300	227	\$5,172,175	1,200,436
Working Caretaker Relative	71	42	\$31,298	7,257	111	62	\$196,501	48,503
CPS	499	144	\$271,469	55,340	841	175	\$1,615,108	343,420
TANF (Block Grant)	399	107	\$197,360	39,056	620	140	\$1,154,992	239,451
Non-TANF (Block Grant)	1,330	175	\$567,653	134,741	1,981	209	\$3,248,326	799,744
Tribal IV-E	8	6	\$5,913	1,104	14	9	\$30,941	6,817
November Total	2,304	206	\$1,073,693	237,498	3,435	236	\$6,245,868	1,437,934
Working Caretaker Relative	74	44	\$28,632	6,650	113	65	\$225,134	55,152
CPS	534	150	\$289,538	57,096	896	182	\$1,904,645	400,516
TANF (Block Grant)	402	106	\$190,809	36,176	655	144	\$1,345,802	275,627
Non-TANF (Block Grant)	1,355	182	\$571,072	134,867	2,074	213	\$3,819,398	934,611
Tribal IV-E	6	4	\$3,560	679	14	9	\$34,501	7,496
December Total	2,360	210	\$1,083,611	235,467	3,574	237	\$7,329,479	1,673,401
Working Caretaker Relative	67	42	\$33,911	7,789	114	67	\$259,044	62,941
CPS	537	147	\$325,238	66,187	938	184	\$2,229,883	466,703
TANF (Block Grant)	428	105	\$218,409	42,365	715	146	\$1,564,210	317,992
Non-TANF (Block Grant)	1,396	188	\$661,189	155,086	2,159	217	\$4,480,587	1,089,697
Tribal IV-E	5	3	\$3,016	569	14	9	\$37,517	8,064
January Total	2,422	209	\$1,241,762	271,996	3,724	238	\$8,571,241	1,945,397
Working Caretaker Relative	63	39	\$28,133	6,524	115	67	\$287,177	69,465
CPS	516	141	\$289,113	58,052	973	188	\$2,518,996	524,755
TANF (Block Grant)	412	101	\$199,884	38,961	745	149	\$1,764,094	356,953
Non-TANF (Block Grant)	1,349	181	\$589,839	139,427	2,215	218	\$5,070,426	1,229,124
Tribal IV-E	6	3	\$5,370	1,172	16	9	\$42,887	9,237
February Total	2,345	202	\$1,112,338	244,136	3,818	240	\$9,683,580	2,189,533
Working Caretaker Relative	58	34	\$26,852	5,036	115	67	\$314,028	74,501
CPS	519	136	\$358,903	53,212	1,014	190	\$2,877,899	577,966
TANF (Block Grant)	408	100	\$231,602	33,873	771	150	\$1,995,696	390,825
Non-TANF (Block Grant)	1,281	173	\$633,112	111,310	2,272	221	\$5,703,538	1,340,434
Tribal IV-E	6	3	\$4,053	382	16	9	\$46,940	9,618
March Total	2,264	194	\$1,254,522	203,811	3,914	244	\$10,938,101	2,393,344
Working Caretaker Relative	54	34	\$25,221	3,307	116	67	\$339,250	77,807
CPS	385	88	\$326,629	33,113	1,033	192	\$3,204,528	611,079
TANF (Block Grant)	368	89	\$220,344	14,247	799	150	\$2,216,040	405,073
Non-TANF (Block Grant)	1,208	166	\$734,748	64,977	2,314	221	\$6,438,285	1,405,411
Tribal IV-E	4	2	\$3,270	714	16	9	\$50,210	10,332
April Total	2,010	184	\$1,310,212	116,357	3,987	244	\$12,248,314	2,509,701
Working Caretaker Relative	53	30	\$39,647	6,946	117	67	\$378,897	84,753
CPS	399	89	\$356,171	45,375	1,062	194	\$3,560,699	656,454
TANF (Block Grant)	367	70	\$305,471	26,015	821	150	\$2,521,512	431,087
Non-TANF (Block Grant)	1,142	144	\$797,568	103,233	2,363	223	\$7,235,853	1,508,644
Tribal IV-E	5	3	\$4,583	997	16	9	\$54,793	11,328
May Total	1,932	145	\$1,503,440	182,564	4,070	248	\$13,751,753	2,692,265
Working Caretaker Relative	47	29	\$33,588	67	117	68	\$412,485	84,820
CPS	376	96	\$459,169	2,942	1,104	199	\$4,019,868	659,395
TANF (Block Grant)	333	77	\$225,623	1,728	845	151	\$2,747,134	432,815
Non-TANF (Block Grant)	1,086	136	\$649,280	4,365	2,450	224	\$7,885,133	1,513,008
Tribal IV-E	5	3	\$4,147	0	16	9	\$58,939	11,328
June Total	1,824	142	\$1,371,806	9,101	4,202	251	\$15,123,559	2,701,366

Footnotes: See definition/descriptions on front page.

Table 11: Group Child Care by Program - SFY 2020

	Monthly Totals				Year to Date Totals			
	Undup Children	Undup Providers	Expenditures	Service Hours	Undup Children	Undup Providers	Expenditures	Service Hours
Working Caretaker Relative	34	25	\$14,407	4,603	34	25	\$14,407	4,603
CPS	329	134	\$164,802	45,360	329	134	\$164,802	45,360
TANF (Block Grant)	214	92	\$100,068	25,423	214	92	\$100,068	25,423
Non-TANF (Block Grant)	1,081	235	\$502,401	158,038	1,081	235	\$502,401	158,038
Tribal IV-E	16	8	\$7,944	2,073	16	8	\$7,944	2,073
July Total	1,669	281	\$789,621	235,497	1,669	281	\$789,621	235,497
Working Caretaker Relative	31	23	\$11,237	3,640	40	29	\$25,644	8,243
CPS	336	137	\$169,732	46,703	378	150	\$334,534	92,063
TANF (Block Grant)	220	92	\$114,341	28,287	265	107	\$214,409	53,710
Non-TANF (Block Grant)	1,171	251	\$530,909	163,031	1,261	264	\$1,033,310	321,070
Tribal IV-E	14	7	\$6,769	1,723	18	9	\$14,713	3,796
August Total	1,761	288	\$832,989	243,384	1,937	304	\$1,622,609	478,881
Working Caretaker Relative	22	19	\$8,133	2,335	40	31	\$33,777	10,577
CPS	304	135	\$142,560	36,861	429	167	\$477,094	128,923
TANF (Block Grant)	225	101	\$103,381	25,291	316	126	\$317,790	79,001
Non-TANF (Block Grant)	1,062	245	\$402,018	115,661	1,401	277	\$1,435,328	436,730
Tribal IV-E	7	6	\$4,085	1,085	18	9	\$18,797	4,881
September Total	1,611	290	\$660,177	181,232	2,157	319	\$2,282,786	660,112
Working Caretaker Relative	27	21	\$10,015	2,948	41	31	\$43,792	13,525
CPS	298	129	\$158,519	40,987	447	172	\$635,612	169,910
TANF (Block Grant)	245	99	\$124,198	30,387	356	132	\$441,988	109,388
Non-TANF (Block Grant)	1,031	239	\$448,535	127,579	1,460	284	\$1,883,862	564,309
Tribal IV-E	6	5	\$4,422	1,195	18	9	\$23,220	6,076
October Total	1,604	281	\$745,688	203,095	2,262	327	\$3,028,475	863,207
Working Caretaker Relative	23	19	\$6,433	1,882	43	32	\$50,225	15,407
CPS	268	130	\$130,405	33,434	470	179	\$766,017	203,344
TANF (Block Grant)	250	107	\$114,768	27,579	389	144	\$556,756	136,966
Non-TANF (Block Grant)	1,063	240	\$409,205	117,274	1,532	293	\$2,293,068	681,583
Tribal IV-E	8	6	\$3,989	945	18	10	\$27,209	7,021
November Total	1,608	285	\$664,800	181,114	2,368	333	\$3,693,275	1,044,321
Working Caretaker Relative	24	19	\$8,950	2,607	45	33	\$59,175	18,014
CPS	273	133	\$132,565	33,711	490	187	\$898,583	237,055
TANF (Block Grant)	237	109	\$113,386	27,243	414	153	\$670,142	164,209
Non-TANF (Block Grant)	1,051	235	\$394,396	114,358	1,592	300	\$2,687,463	795,941
Tribal IV-E	11	7	\$5,590	1,523	21	11	\$32,799	8,544
December Total	1,591	285	\$654,887	179,441	2,454	340	\$4,348,162	1,223,762
Working Caretaker Relative	22	18	\$8,936	2,423	45	33	\$68,111	20,437
CPS	278	134	\$142,958	36,793	521	194	\$1,041,541	273,847
TANF (Block Grant)	255	118	\$132,876	31,590	442	162	\$803,018	195,799
Non-TANF (Block Grant)	1,084	237	\$474,197	134,963	1,659	305	\$3,161,660	930,904
Tribal IV-E	10	6	\$4,064	1,026	21	11	\$36,863	9,570
January Total	1,632	290	\$763,031	206,795	2,558	346	\$5,111,193	1,430,557
Working Caretaker Relative	22	17	\$8,145	2,290	48	34	\$76,256	22,727
CPS	281	136	\$135,316	34,780	549	201	\$1,176,857	308,627
TANF (Block Grant)	264	115	\$124,702	29,770	477	167	\$927,720	225,569
Non-TANF (Block Grant)	1,023	230	\$382,306	110,477	1,726	309	\$3,543,966	1,041,381
Tribal IV-E	8	5	\$3,081	744	21	11	\$39,944	10,313
February Total	1,589	284	\$653,551	178,061	2,665	350	\$5,764,743	1,608,618
Working Caretaker Relative	21	16	\$10,956	2,670	48	34	\$87,212	25,397
CPS	275	132	\$192,844	35,212	573	204	\$1,369,701	343,839
TANF (Block Grant)	286	121	\$170,000	28,398	512	171	\$1,097,720	253,967
Non-TANF (Block Grant)	1,037	229	\$521,596	117,663	1,773	312	\$4,065,562	1,159,044
Tribal IV-E	9	5	\$5,240	768	21	11	\$45,184	11,081
March Total	1,624	283	\$900,635	184,710	2,756	353	\$6,665,378	1,793,328
Working Caretaker Relative	22	17	\$15,772	2,029	49	34	\$102,984	27,426
CPS	254	116	\$188,870	25,163	586	205	\$1,558,571	369,002
TANF (Block Grant)	288	124	\$163,475	17,019	530	174	\$1,261,195	270,986
Non-TANF (Block Grant)	997	224	\$614,226	91,417	1,800	314	\$4,679,787	1,250,460
Tribal IV-E	9	5	\$5,696	660	21	11	\$50,880	11,740
April Total	1,566	273	\$988,039	136,287	2,805	355	\$7,653,417	1,929,615
Working Caretaker Relative	29	19	\$18,787	3,387	53	35	\$121,770	30,813
CPS	270	117	\$203,035	30,777	604	208	\$1,761,606	399,779
TANF (Block Grant)	282	116	\$186,474	23,601	542	178	\$1,447,669	294,587
Non-TANF (Block Grant)	1,046	218	\$662,060	122,695	1,852	316	\$5,341,847	1,373,155
Tribal IV-E	9	5	\$5,546	953	21	11	\$56,427	12,693
May Total	1,636	266	\$1,075,902	181,412	2,883	357	\$8,729,319	2,111,027
Working Caretaker Relative	33	20	\$14,518	0	60	37	\$136,288	30,813
CPS	298	124	\$112	1,208	649	217	\$1,761,718	400,987
TANF (Block Grant)	249	106	\$149,398	956	568	183	\$1,597,067	295,543
Non-TANF (Block Grant)	894	209	\$466,628	4,569	1,909	320	\$5,808,475	1,377,724
Tribal IV-E	8	4	\$5,317	0	23	11	\$61,744	12,693
June Total	1,479	261	\$635,972	6,732	3,006	362	\$9,365,292	2,117,759

Footnotes: See definition/descriptions on front page.

Table 12: Family Child Care by Program - SFY 2020

	Monthly Totals				Year to Date Totals				
	Undup Children	Undup Providers	Expenditures	Service Hours	Undup Children	Undup Providers	Expenditures	Service Hours	
Working Caretaker Relative	6	5	\$2,402	964	6	5	\$2,402	964	
CPS	58	36	\$28,047	7,735	58	36	\$28,047	7,735	
TANF (Block Grant)	42	21	\$19,390	5,268	42	21	\$19,390	5,268	
Non-TANF (Block Grant)	146	65	\$60,441	20,359	146	65	\$60,441	20,359	
Tribal IV-E	1	1	\$30	8	1	1	\$30	8	
July Total	253	93	\$110,309	34,334	253	93	\$110,309	34,334	
Working Caretaker Relative	6	5	\$1,979	797	6	5	\$4,381	1,760	
CPS	49	29	\$22,317	6,409	65	38	\$50,364	14,145	
TANF (Block Grant)	39	18	\$18,365	4,878	49	23	\$37,755	10,146	
Non-TANF (Block Grant)	145	68	\$59,832	20,127	173	77	\$120,272	40,486	
Tribal IV-E	2	2	\$1,160	236	2	2	\$1,190	244	
August Total	240	89	\$103,653	32,446	291	100	\$213,961	66,781	
Working Caretaker Relative	3	3	\$681	238	6	5	\$5,062	1,998	
CPS	43	29	\$17,527	4,899	74	42	\$67,891	19,044	
TANF (Block Grant)	31	18	\$13,471	3,530	52	26	\$51,226	13,676	
Non-TANF (Block Grant)	131	64	\$50,687	16,059	190	82	\$170,959	56,546	
Tribal IV-E	2	2	\$969	294	2	2	\$2,159	538	
September Total	210	83	\$83,335	25,020	318	104	\$297,296	91,800	
Working Caretaker Relative	7	6	\$1,237	399	7	7	\$6,299	2,397	
CPS	45	26	\$18,993	5,068	86	45	\$86,884	24,112	
TANF (Block Grant)	24	15	\$12,460	3,418	57	30	\$63,686	17,093	
Non-TANF (Block Grant)	137	65	\$56,190	18,170	212	88	\$227,149	74,716	
Tribal IV-E	2	2	\$1,122	343	2	2	\$3,281	881	
October Total	215	82	\$90,002	27,398	357	109	\$387,298	119,199	
Working Caretaker Relative	6	5	\$964	342	7	7	\$7,263	2,739	
CPS	45	27	\$18,697	4,874	91	48	\$105,581	28,986	
TANF (Block Grant)	22	16	\$10,242	2,973	59	30	\$73,928	20,066	
Non-TANF (Block Grant)	147	66	\$53,481	17,250	231	92	\$280,630	91,966	
Tribal IV-E	2	2	\$701	191	2	2	\$3,982	1,072	
November Total	222	84	\$84,085	25,629	375	112	\$471,383	144,827	
Working Caretaker Relative	5	5	\$1,259	432	7	7	\$8,522	3,170	
CPS	43	27	\$20,156	5,583	97	50	\$125,737	34,568	
TANF (Block Grant)	19	14	\$8,919	2,412	61	31	\$82,847	22,478	
Non-TANF (Block Grant)	149	69	\$57,330	19,509	256	96	\$337,960	111,474	
Tribal IV-E	2	2	\$831	224	2	2	\$4,813	1,296	
December Total	218	87	\$88,495	28,159	405	118	\$559,878	172,986	
Working Caretaker Relative	7	6	\$1,134	397	9	8	\$9,656	3,567	
CPS	45	27	\$25,863	7,208	105	55	\$151,600	41,776	
TANF (Block Grant)	22	14	\$9,651	2,507	66	33	\$92,498	24,985	
Non-TANF (Block Grant)	175	79	\$69,871	22,791	282	103	\$407,831	134,266	
Tribal IV-E	2	2	\$942	252	2	2	\$5,755	1,547	
January Total	251	92	\$107,461	33,155	442	126	\$667,339	206,141	
Working Caretaker Relative	4	4	\$837	276	9	8	\$10,493	3,843	
CPS	49	30	\$23,309	6,784	114	59	\$174,909	48,559	
TANF (Block Grant)	25	16	\$11,464	3,065	70	36	\$103,963	28,050	
Non-TANF (Block Grant)	160	72	\$62,705	20,137	287	104	\$470,536	154,402	
Tribal IV-E	2	2	\$810	208	2	2	\$6,565	1,755	
February Total	240	90	\$99,126	30,468	459	130	\$766,465	236,609	
Working Caretaker Relative	8	7	\$1,758	522	11	10	\$12,251	4,365	
CPS	49	28	\$32,047	6,574	119	60	\$206,956	55,133	
TANF (Block Grant)	24	16	\$14,464	2,808	74	39	\$118,427	30,858	
Non-TANF (Block Grant)	144	66	\$67,300	17,337	295	107	\$537,836	171,739	
Tribal IV-E	2	1	\$1,112	283	2	2	\$7,676	2,038	
March Total	227	87	\$116,681	27,524	475	134	\$883,146	264,133	
Working Caretaker Relative	8	7	\$3,492	663	11	10	\$15,743	5,028	
CPS	46	27	\$31,337	5,355	123	61	\$238,294	60,487	
TANF (Block Grant)	26	16	\$15,431	2,136	78	41	\$133,857	32,994	
Non-TANF (Block Grant)	158	72	\$89,579	14,413	303	109	\$627,415	186,152	
Tribal IV-E	2	1	\$1,122	352	2	2	\$8,798	2,390	
April Total	240	93	\$140,961	22,918	490	138	\$1,024,107	287,051	
Working Caretaker Relative	8	7	\$4,390	653	11	10	\$20,133	5,680	
CPS	50	30	\$34,025	6,488	129	63	\$272,319	66,975	
TANF (Block Grant)	25	15	\$13,534	1,930	78	41	\$147,391	34,924	
Non-TANF (Block Grant)	158	66	\$89,980	17,574	314	113	\$717,395	203,726	
Tribal IV-E	2	1	\$1,134	336	2	2	\$9,933	2,726	
May Total	242	89	\$143,064	26,981	504	143	\$1,167,171	314,032	
Working Caretaker Relative	5	4	\$2,128	0	11	10	\$22,261	5,680	
CPS	50	29	\$25,262	0	138	66	\$297,581	66,975	
TANF (Block Grant)	18	12	\$9,566	0	83	45	\$156,958	34,924	
Non-TANF (Block Grant)	133	60	\$60,065	1,315	330	115	\$777,460	205,041	
Tribal IV-E	2	1	\$1,122	0	2	2	\$11,055	2,726	
June Total	208	84	\$98,143	1,315	528	147	\$1,265,314	315,347	

Footnotes: See definition/descriptions on front page.

Table 13: Family, Friend, Neighbor Child Care by Program - SFY 2020

	Monthly Totals				Year to Date Totals			
	Undup Children	Undup Providers	Expenditures	Service Hours	Undup Children	Undup Providers	Expenditures	Service Hours
Working Caretaker Relative	6	3	\$2,126	1,020	6	3	\$2,126	1,020
CPS	9	5	\$3,590	1,225	9	5	\$3,590	1,225
TANF (Block Grant)	10	3	\$3,707	1,436	10	3	\$3,707	1,436
Non-TANF (Block Grant)	51	20	\$17,594	7,406	51	20	\$17,594	7,406
Tribal IV-E	0	0	\$0	0	0	0	\$0	0
July Total	76	31	\$27,017	11,086	76	31	\$27,017	11,086
Working Caretaker Relative	3	2	\$1,244	555	6	3	\$3,370	1,575
CPS	7	4	\$2,876	979	9	5	\$6,466	2,204
TANF (Block Grant)	3	2	\$1,350	508	10	3	\$5,057	1,944
Non-TANF (Block Grant)	52	17	\$16,463	6,954	62	22	\$34,058	14,360
Tribal IV-E	0	0	\$0	0	0	0	\$0	0
August Total	65	25	\$21,933	8,996	87	33	\$48,951	20,082
Working Caretaker Relative	5	3	\$2,664	539	8	4	\$6,034	2,113
CPS	6	2	\$1,805	554	9	5	\$8,271	2,758
TANF (Block Grant)	2	1	\$976	360	10	3	\$6,033	2,304
Non-TANF (Block Grant)	37	13	\$12,242	5,446	67	25	\$46,300	19,806
Tribal IV-E	0	0	\$0	0	0	0	\$0	0
September Total	50	19	\$17,686	6,899	94	37	\$66,637	26,981
Working Caretaker Relative	4	2	\$915	443	8	4	\$6,949	2,556
CPS	8	3	\$2,967	944	11	6	\$11,238	3,701
TANF (Block Grant)	2	1	\$1,049	387	10	3	\$7,082	2,691
Non-TANF (Block Grant)	39	15	\$11,578	5,331	74	29	\$57,878	25,137
Tribal IV-E	0	0	\$0	0	0	0	\$0	0
October Total	53	21	\$16,509	7,104	103	42	\$83,146	34,085
Working Caretaker Relative	4	2	\$903	413	8	4	\$7,852	2,969
CPS	4	2	\$1,424	457	11	6	\$12,662	4,158
TANF (Block Grant)	4	2	\$1,330	478	12	4	\$8,412	3,169
Non-TANF (Block Grant)	42	16	\$16,620	6,389	80	33	\$74,497	31,526
Tribal IV-E	0	0	\$0	0	0	0	\$0	0
November Total	54	22	\$20,277	7,737	111	47	\$103,423	41,822
Working Caretaker Relative	2	1	\$737	343	8	4	\$8,589	3,312
CPS	4	2	\$929	278	11	6	\$13,591	4,436
TANF (Block Grant)	3	2	\$476	165	13	5	\$8,888	3,334
Non-TANF (Block Grant)	35	16	\$11,093	5,261	85	36	\$85,590	36,787
Tribal IV-E	0	0	\$0	0	0	0	\$0	0
December Total	44	21	\$13,235	6,047	117	51	\$116,658	47,869
Working Caretaker Relative	2	1	\$800	377	8	4	\$9,389	3,689
CPS	2	1	\$547	162	11	6	\$14,138	4,598
TANF (Block Grant)	1	1	\$26	15	13	5	\$8,914	3,349
Non-TANF (Block Grant)	37	15	\$11,667	4,834	86	36	\$97,258	41,621
Tribal IV-E	0	0	\$0	0	0	0	\$0	0
January Total	42	18	\$13,039	5,388	118	51	\$129,698	53,257
Working Caretaker Relative	2	1	\$675	320	8	4	\$10,063	4,009
CPS	2	1	\$636	194	11	6	\$14,773	4,792
TANF (Block Grant)	5	1	\$336	163	18	6	\$9,249	3,511
Non-TANF (Block Grant)	38	16	\$10,006	4,239	89	37	\$107,264	45,860
Tribal IV-E	0	0	\$0	0	0	0	\$0	0
February Total	47	19	\$11,652	4,915	126	53	\$141,350	58,172
Working Caretaker Relative	0	0	\$0	0	8	4	\$10,063	4,009
CPS	3	2	\$1,200	206	12	7	\$15,974	4,998
TANF (Block Grant)	0	0	\$0	0	18	6	\$9,249	3,511
Non-TANF (Block Grant)	39	16	\$14,283	4,765	94	38	\$121,547	50,624
Tribal IV-E	0	0	\$0	0	0	0	\$0	0
March Total	42	18	\$15,484	4,970	132	55	\$156,834	63,142
Working Caretaker Relative	0	0	\$0	0	8	4	\$10,063	4,009
CPS	3	2	\$1,487	308	12	7	\$17,461	5,306
TANF (Block Grant)	0	0	\$0	0	18	6	\$9,249	3,511
Non-TANF (Block Grant)	34	17	\$15,193	3,419	95	40	\$136,740	54,043
Tribal IV-E	0	0	\$0	0	0	0	\$0	0
April Total	37	19	\$16,680	3,727	133	57	\$173,514	66,869
Working Caretaker Relative	0	0	\$0	0	8	4	\$10,063	4,009
CPS	3	2	\$1,258	220	12	7	\$18,719	5,526
TANF (Block Grant)	0	0	\$0	0	18	6	\$9,249	3,511
Non-TANF (Block Grant)	24	11	\$9,664	3,188	98	41	\$146,405	57,231
Tribal IV-E	0	0	\$0	0	0	0	\$0	0
May Total	27	13	\$10,922	3,408	136	58	\$184,436	70,277
Working Caretaker Relative	0	0	\$0	0	8	4	\$10,063	4,009
CPS	1	1	\$176,911	0	12	7	\$195,630	5,526
TANF (Block Grant)	0	0	\$0	0	18	6	\$9,249	3,511
Non-TANF (Block Grant)	21	11	\$9,647	252	100	43	\$156,052	57,483
Tribal IV-E	0	0	\$0	0	0	0	\$0	0
June Total	22	12	\$186,558	252	138	60	\$370,995	70,529

Footnotes: See definition/descriptions on front page.

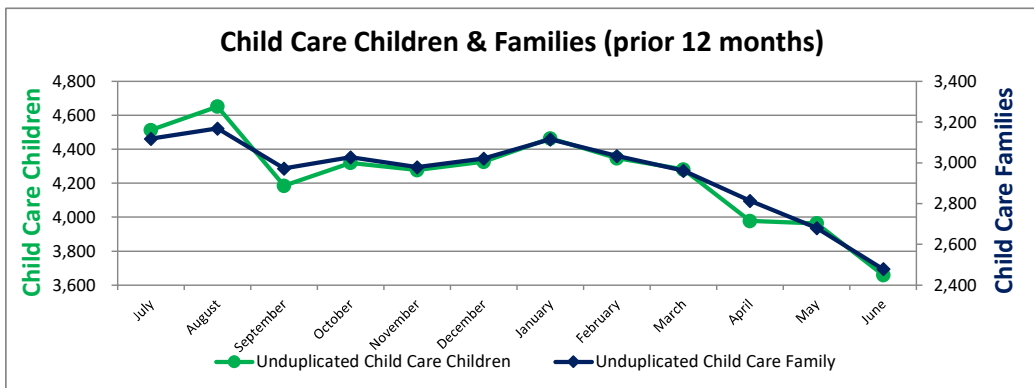
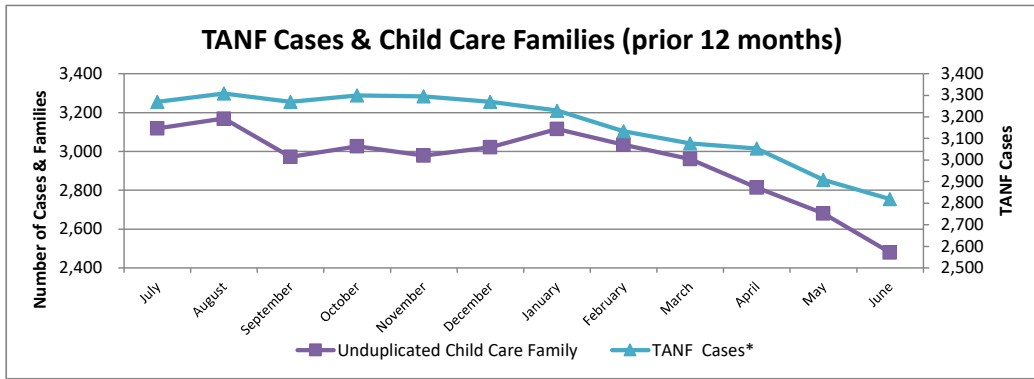
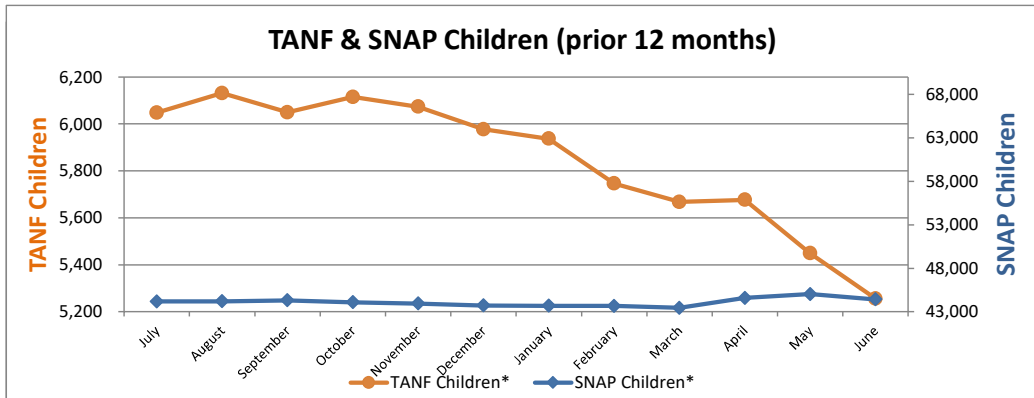
Table 14: Relative Care Exempt Child Care by Program - SFY 2020

	Monthly Totals				Year to Date Totals			
	Undup Children	Undup Providers	Expenditures	Service Hours	Undup Children	Undup Providers	Expenditures	Service Hours
Working Caretaker Relative	4	2	\$1,133	540	4	2	\$1,133	540
CPS	17	9	\$7,053	2,850	17	9	\$7,053	2,850
TANF (Block Grant)	26	10	\$8,559	3,651	26	10	\$8,559	3,651
Non-TANF (Block Grant)	142	60	\$46,443	25,488	142	60	\$46,443	25,488
Tribal IV-E	0	0	\$0	0	0	0	\$0	0
July Total	189	79	\$63,187	32,529	189	79	\$63,187	32,529
Working Caretaker Relative	5	3	\$1,174	641	5	3	\$2,306	1,181
CPS	16	8	\$6,457	2,663	18	9	\$13,510	5,513
TANF (Block Grant)	27	11	\$12,508	4,438	27	11	\$21,067	8,089
Non-TANF (Block Grant)	140	60	\$41,013	21,119	172	72	\$87,456	46,607
Tribal IV-E	0	0	\$0	0	0	0	\$0	0
August Total	188	81	\$61,152	28,860	222	93	\$124,339	61,389
Working Caretaker Relative	3	2	\$1,159	575	5	3	\$3,465	1,756
CPS	14	7	\$5,243	2,030	18	9	\$18,752	7,542
TANF (Block Grant)	23	10	\$7,236	2,951	31	13	\$28,303	11,040
Non-TANF (Block Grant)	136	58	\$32,796	16,129	181	76	\$120,252	62,736
Tribal IV-E	0	0	\$0	0	0	0	\$0	0
September Total	176	76	\$46,433	21,684	235	99	\$170,772	83,073
Working Caretaker Relative	3	2	\$1,323	645	5	3	\$4,788	2,401
CPS	20	9	\$8,294	3,210	23	11	\$27,046	10,752
TANF (Block Grant)	20	10	\$7,434	3,543	33	14	\$35,737	14,583
Non-TANF (Block Grant)	122	55	\$32,304	15,865	190	80	\$152,556	78,601
Tribal IV-E	0	0	\$0	0	0	0	\$0	0
October Total	165	76	\$49,355	23,263	249	105	\$220,127	106,336
Working Caretaker Relative	3	2	\$873	439	5	3	\$5,661	2,840
CPS	19	8	\$6,012	2,256	23	11	\$33,058	13,007
TANF (Block Grant)	23	12	\$6,543	3,314	38	17	\$42,279	17,897
Non-TANF (Block Grant)	128	54	\$32,426	16,045	199	85	\$184,982	94,646
Tribal IV-E	0	0	\$0	0	0	0	\$0	0
November Total	173	75	\$45,854	22,054	260	111	\$265,981	128,390
Working Caretaker Relative	3	2	\$1,000	504	5	3	\$6,661	3,343
CPS	19	9	\$7,608	2,902	24	12	\$40,667	15,910
TANF (Block Grant)	29	15	\$9,802	5,430	46	21	\$52,082	23,327
Non-TANF (Block Grant)	139	60	\$38,663	20,521	206	89	\$223,644	115,167
Tribal IV-E	0	0	\$0	0	0	0	\$0	0
December Total	190	84	\$57,073	29,357	275	118	\$323,054	157,747
Working Caretaker Relative	3	2	\$1,234	615	5	3	\$7,895	3,958
CPS	21	10	\$8,078	3,094	24	12	\$48,745	19,003
TANF (Block Grant)	31	14	\$10,348	4,754	46	21	\$62,429	28,081
Non-TANF (Block Grant)	146	65	\$38,160	18,719	211	92	\$261,805	133,886
Tribal IV-E	0	0	\$0	0	0	0	\$0	0
January Total	201	89	\$57,820	27,181	280	121	\$380,874	184,928
Working Caretaker Relative	3	2	\$1,256	616	5	3	\$9,152	4,574
CPS	19	9	\$7,079	2,642	24	12	\$55,824	21,645
TANF (Block Grant)	36	15	\$11,368	5,252	51	23	\$73,797	33,333
Non-TANF (Block Grant)	141	65	\$32,925	16,538	215	96	\$294,730	150,425
Tribal IV-E	0	0	\$0	0	0	0	\$0	0
February Total	199	91	\$52,629	25,048	289	127	\$433,503	209,976
Working Caretaker Relative	3	2	\$1,778	578	5	3	\$10,929	5,151
CPS	21	10	\$7,199	2,537	25	13	\$63,023	24,182
TANF (Block Grant)	40	17	\$19,160	7,127	54	24	\$92,957	40,460
Non-TANF (Block Grant)	131	61	\$40,818	16,404	215	96	\$335,548	166,828
Tribal IV-E	0	0	\$0	0	0	0	\$0	0
March Total	195	88	\$68,955	26,645	293	128	\$502,458	236,621
Working Caretaker Relative	3	2	\$1,965	165	5	3	\$12,894	5,316
CPS	16	8	\$7,082	2,015	25	13	\$70,106	26,196
TANF (Block Grant)	38	17	\$16,076	5,615	56	25	\$109,034	46,075
Non-TANF (Block Grant)	127	63	\$53,478	18,923	217	97	\$389,026	185,751
Tribal IV-E	0	0	\$0	0	0	0	\$0	0
April Total	184	89	\$78,602	26,717	297	130	\$581,060	263,338
Working Caretaker Relative	1	1	\$1,001	111	5	3	\$13,896	5,427
CPS	15	7	\$6,602	2,271	25	13	\$76,707	28,467
TANF (Block Grant)	41	17	\$20,911	7,773	56	25	\$129,944	53,847
Non-TANF (Block Grant)	132	60	\$55,321	19,682	225	100	\$444,347	205,432
Tribal IV-E	0	0	\$0	0	0	0	\$0	0
May Total	189	85	\$83,835	29,836	305	133	\$664,894	293,174
Working Caretaker Relative	5	3	\$2,601	70	7	4	\$16,497	5,497
CPS	16	8	\$6,345	0	25	13	\$83,053	28,467
TANF (Block Grant)	32	14	\$13,028	0	56	25	\$142,973	53,847
Non-TANF (Block Grant)	116	53	\$36,605	22	232	102	\$480,952	205,454
Tribal IV-E	0	0	\$0	0	0	0	\$0	0
June Total	169	78	\$58,579	92	314	136	\$723,474	293,266

Footnotes: See definition/descriptions on front page.

Table 15: Child Care/TANF/SNAP Comparison - SFY 2020
(prior 12 months)

Month	Fiscal Year	Unduplicated Child Care Children	Unduplicated Child Care Family	TANF Cases*	TANF Children*	SNAP Children*	SNAP Cases*
July	2020	4,513	3,118	3,270	6,048	44,185	52,666
August	2020	4,652	3,169	3,308	6,131	44,217	52,523
September	2020	4,186	2,972	3,270	6,049	44,307	52,460
October	2020	4,320	3,027	3,300	6,115	44,096	52,359
November	2020	4,278	2,979	3,295	6,073	43,945	52,371
December	2020	4,326	3,021	3,270	5,977	43,740	52,428
January	2020	4,465	3,115	3,229	5,937	43,690	52,712
February	2020	4,347	3,034	3,133	5,746	43,681	52,809
March	2020	4,282	2,961	3,077	5,668	43,442	52,742
April	2020	3,978	2,814	3,053	5,677	44,590	54,374
May	2020	3,964	2,680	2,908	5,449	45,040	55,465
June	2020	3,660	2,479	2,819	5,256	44,419	55,564
Average		4,248	2,947	3,161	5,844	44,113	53,206



TANF: Temporary Assistance for Needy Families
 SNAP: Supplemental Nutrition Assistance Program
 *TANF/Snap breakdown not available.