

# Child Care State Fiscal Year 2017 Managerial Reports

## Table of Contents

<b>Table 1</b>	<b>Monthly Unduplicated Families</b>	<b>Page 1</b>
<b>Table 2</b>	<b>Monthly Comparison of Child Care Expenditures</b>	<b>Page 2</b>
<b>Table 3</b>	<b>Monthly Service Hours for Child Care</b>	<b>Page 3</b>
<b>Table 4</b>	<b>Monthly Unduplicated Children</b>	<b>Page 4</b>
<b>Table 5</b>	<b>Monthly Duplicated Children</b>	<b>Page 5</b>
<b>Table 6</b>	<b>Monthly Expenditures by Program</b>	<b>Page 6</b>
<b>Table 7</b>	<b>Child Care Centers by Program</b>	<b>Page 7</b>
<b>Table 8</b>	<b>Child Care Family Care by Program</b>	<b>Page 8</b>
<b>Table 9</b>	<b>Child Care Group Care by Program</b>	<b>Page 9</b>
<b>Table 10</b>	<b>Child Care Legally Certified Care by Program</b>	<b>Page 10</b>
<b>Table 11</b>	<b>Child Care/TANF/SNAP Comparison</b>	<b>Page 11</b>

The data contained in this report are extracted from the CCUBS (Child Care Under the Big Sky) system.

Questions about the information contained in these reports should be directed to:

DPHHS Office of Budget and Finance

HHS OBF@mt.gov

**Table 1: Monthly Unduplicated Families Fiscal Year 2017**

Month	Unduplicated Participation						Unduplicated Payments	
	Working Caretaker Relative	CPS	Block Grant TANF	Block Grant Non-TANF	Tribal IV-E	Unduplicated C.C. Families	Payments to Providers	Payments to Parents
July	69	810	227	1,917	28	3,043	673	23
August	78	807	253	2,002	25	3,156	674	20
September	72	752	290	1,895	15	3,018	668	17
October	77	779	303	1,970	18	3,138	684	23
November	72	809	321	1,992	17	3,207	686	24
December	70	812	324	1,933	19	3,156	679	22
January	66	821	322	1,945	17	3,163	681	21
February	66	858	336	1,940	18	3,215	700	18
March	66	875	346	1,971	14	3,269	688	20
April	75	879	371	1,963	17	3,301	706	22
May	78	940	392	1,978	18	3,402	709	24
June	79	941	412	1,873	14	3,316	700	20
<b>Unduplicated Yearly Total</b>	<b>125</b>	<b>1,735</b>	<b>826</b>	<b>3,373</b>	<b>36</b>	<b>5,842</b>	<b>966</b>	<b>49</b>
<b>Average Families</b>	<b>72</b>	<b>840</b>	<b>325</b>	<b>1,948</b>	<b>18</b>	<b>3,199</b>	<b>687</b>	<b>21</b>

**Footnotes:**

Unduplicated: The number of unique units (families participating, payments made, children participating, providers) in the time period referenced.

Duplicated: Each invoice/payment for care of a child in the time period referenced is counted.

Yearly counts are for the state fiscal year to date.

**Child Care Provider Descriptions:**

Child Care Center: Care for 13 or more children and licensed and inspected by the State of MT

Family Care: Care for up to 6 children in a home environment and is registered with the State of MT

Group Care: Two adults caring for 7 to 12 children and registered with the State of MT

Legally Certified Care: A family member, friend, or neighbor who has passed background checks and who cares for the children in one family or up to two unrelated children.

**Child Care Program Descriptions:**

Working Caretaker Relative: Services provided to children under the care of extended family members such as grandparents.

CPS: Child Protective Services. Provides care to children who have been abandoned, neglected or abused. CPS includes TANF and Non-TANF child care participants

Block Grant: Provides benefits to working families in need of financial help to pay for child care services.

TANF: Temporary Assistance for Needy Families

Tribal: Child care services to tribal/native american children

Title IV-E: Federal entitlement program under the Social Security Act for children who meet specific eligibility requirements.

**Table 2: Monthly Comparison of Child Care Expenditures**

	JUL	AUG	SEPT	OCT	NOV	DEC	JAN	FEB	MAR	APR	MAY	JUN	TOTAL
FY2011	\$2,647,557	\$2,539,987	\$2,226,797	\$2,192,370	\$2,166,870	\$2,238,505	\$1,993,626	\$2,019,739	\$2,221,977	\$2,117,205	\$2,154,953	\$2,351,101	\$26,870,686
FY2012	\$2,283,784	\$2,466,269	\$2,066,184	\$2,119,295	\$2,077,614	\$2,056,256	\$1,913,335	\$1,910,943	\$1,938,195	\$1,868,718	\$1,958,401	\$2,025,195	\$24,684,190
FY2013	\$2,043,738	\$2,076,676	\$1,551,399	\$1,821,003	\$1,679,326	\$1,428,106	\$1,576,879	\$1,529,237	\$1,654,615	\$1,683,933	\$1,721,566	\$1,753,098	\$20,519,576
FY2014	\$2,009,949	\$1,907,290	\$1,555,194	\$1,817,002	\$1,518,300	\$1,485,629	\$1,571,729	\$1,507,668	\$1,644,998	\$1,715,476	\$1,678,061	\$1,880,180	\$20,291,476
FY2015	\$2,092,878	\$1,885,502	\$1,627,029	\$1,725,005	\$1,454,338	\$1,496,391	\$1,500,649	\$1,574,354	\$1,755,250	\$1,804,411	\$1,715,379	\$2,044,539	\$20,675,724
FY2016	\$2,259,013	\$2,079,668	\$1,733,805	\$1,884,715	\$1,674,000	\$1,767,574	\$1,641,877	\$1,817,671	\$1,960,075	\$1,877,928	\$1,886,217	\$2,096,665	\$22,679,209
FY2017	<b>2,033,548</b>	<b>2,281,040</b>	<b>1,754,950</b>	<b>1,881,987</b>	<b>1,872,841</b>	<b>1,804,107</b>	<b>1,884,878</b>	<b>1,866,850</b>	<b>2,110,479</b>	<b>1,908,182</b>	<b>2,151,335</b>	<b>2,301,360</b>	<b>\$23,851,558</b>

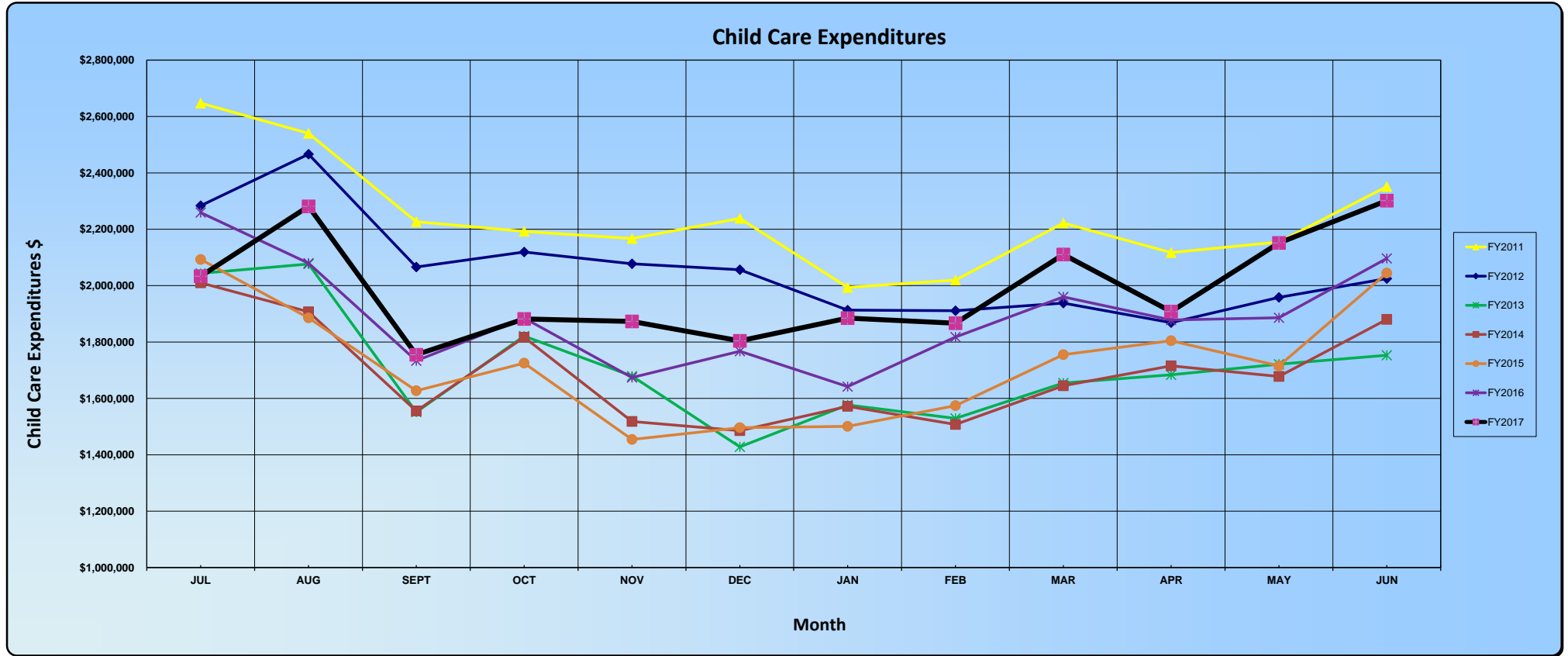
TOTALS BY QUARTER

September	
FY2011	\$7,414,340
FY2012	\$6,816,237
FY2013	\$5,671,812
FY2014	\$5,472,433
FY2015	\$5,605,409
FY2016	\$6,072,487
FY2017	<b>\$6,069,539</b>

December	
FY2011	\$6,597,745
FY2012	\$6,253,166
FY2013	\$4,928,436
FY2014	\$4,820,931
FY2015	\$4,675,734
FY2016	\$5,326,289
FY2017	<b>\$5,558,935</b>

March	
FY2011	\$6,235,342
FY2012	\$5,762,472
FY2013	\$4,760,731
FY2014	\$4,724,394
FY2015	\$4,830,252
FY2016	\$5,419,623
FY2017	<b>\$5,862,208</b>

June		TOTAL
FY2011	\$6,623,258.08	\$26,870,686
FY2012	\$5,852,314.10	\$24,684,190
FY2013	\$5,158,597.68	\$20,519,576
FY2014	\$5,273,716.78	\$20,291,476
FY2015	\$5,564,329.13	\$20,675,724
FY2016	\$5,860,810.99	\$22,679,209
FY2017	<b>\$6,360,876.30</b>	<b>\$23,851,558</b>



**Table 3: Monthly Service Hours for Child Care Fiscal Year 2017**

Month	Working Caretaker Relative	CPS	Block Grant TANF	Block Grant Non-TANF	Tribal IV-E	TOTAL CHILD CARE	Monthly Expenditures	Average \$ Per Hour
July	14,265	108,827	44,321	432,627	4,028	604,067	\$2,033,548	\$3.37
August	16,934	116,756	55,973	475,470	4,292	669,424	\$2,281,040	\$3.41
September	10,256	92,781	49,340	341,335	2,007	495,717	\$1,754,950	\$3.54
October	12,039	97,006	51,744	367,318	2,231	530,338	\$1,881,987	\$3.55
November	10,396	95,115	53,446	356,804	2,233	517,993	\$1,872,841	\$3.62
December	10,546	93,444	52,950	349,523	2,110	508,573	\$1,804,107	\$3.55
January	9,333	98,636	56,110	350,885	2,099	517,063	\$1,884,878	\$3.65
February	9,967	102,592	55,909	342,973	2,716	514,156	\$1,866,850	\$3.63
March	9,666	114,783	67,668	385,583	1,798	579,498	\$2,110,479	\$3.64
April	10,400	99,286	63,962	354,943	1,791	530,382	\$1,908,182	\$3.60
May	12,216	126,242	76,688	386,585	2,595	604,326	\$2,151,335	\$3.56
June	14,530	131,152	80,916	432,366	2,041	661,004	\$2,301,360	\$3.48
<b>Total</b>	<b>140,548</b>	<b>1,276,620</b>	<b>709,026</b>	<b>4,576,411</b>	<b>29,939</b>	<b>6,732,543</b>	<b>\$23,851,558</b>	<b>\$3.54</b>
Avg per month	11,712	106,385	59,085	381,368	2,495	561,045	1,987,630	
% of Total	2.1%	19.0%	10.5%	68.0%	0.4%	100.0%		

**Footnotes:**

See footnotes detailed below Table 1.

**Table 4: Monthly Unduplicated Children Fiscal Year 2017**

Month	Working Caretaker Relative	CPS	Block Grant TANF	Block Grant Non-TANF	Tribal IV-E	TOTAL CHILD CARE
July	104	813	406	3,289	28	4,617
August	113	811	431	3,437	25	4,794
September	100	758	456	3,046	15	4,363
October	114	785	492	3,200	18	4,594
November	106	810	525	3,221	17	4,666
December	101	820	518	3,164	19	4,616
January	96	831	536	3,145	17	4,610
February	96	866	544	3,154	18	4,665
March	91	887	551	3,216	14	4,754
April	106	890	592	3,210	17	4,801
May	111	955	622	3,227	18	4,916
June	107	955	671	3,212	14	4,948
<b>Unduplicated Yearly Total</b>	<b>181</b>	<b>1,728</b>	<b>1,393</b>	<b>5,670</b>	<b>36</b>	<b>8,332</b>
<b>Avg per month</b>	<b>104</b>	<b>848</b>	<b>529</b>	<b>3,210</b>	<b>18</b>	<b>4,695</b>

**Footnotes:**

See footnotes detailed below Table 1.

**Table 5: Monthly Duplicated Children Fiscal Year 2017**

Month	Working Caretaker Relative	CPS	Block Grant TANF	Block Grant Non-TANF	Tribal IV-E	TOTAL CHILD CARE
July	106	910	440	3,692	34	5,182
August	131	894	485	3,837	28	5,375
September	113	882	520	3,407	16	4,938
October	131	912	553	3,597	22	5,215
November	117	917	602	3,598	20	5,254
December	107	919	574	3,436	19	5,055
January	98	938	602	3,460	21	5,119
February	102	1,007	601	3,475	26	5,211
March	97	986	617	3,480	15	5,195
April	110	992	648	3,538	19	5,307
May	118	1,115	710	3,607	22	5,572
June	115	1,048	727	3,562	16	5,468
<b>TOTAL</b>	<b>1,345</b>	<b>11,520</b>	<b>7,079</b>	<b>42,689</b>	<b>258</b>	<b>62,891</b>
<b>Avg per month</b>	<b>112</b>	<b>960</b>	<b>590</b>	<b>3,557</b>	<b>22</b>	<b>5,241</b>

**Footnotes:**

See footnotes detailed below Table 1.

**Table 6: Monthly Expenditures by Program Fiscal Year 2017**

Month	Working Caretaker Relative	CPS	Block Grant TANF	Block Grant Non-TANF	Tribal IV-E	TOTAL CHILD CARE	date of payment 3 month total
July	\$44,961	\$393,072	\$171,299	\$1,409,835	\$14,381	\$2,033,548	
August	\$54,117	\$425,185	\$218,928	\$1,568,237	\$14,574	\$2,281,040	
September	\$34,789	\$345,592	\$198,504	\$1,169,216	\$6,850	\$1,754,950	\$6,069,539
October	\$41,775	\$358,773	\$211,877	\$1,260,477	\$9,084	\$1,881,987	
November	\$36,143	\$368,542	\$224,452	\$1,235,348	\$8,355	\$1,872,840	
December	\$36,431	\$356,283	\$217,439	\$1,185,707	\$8,247	\$1,804,107	\$5,558,935
January	\$32,686	\$380,791	\$236,112	\$1,227,408	\$7,881	\$1,884,878	
February	\$35,894	\$394,856	\$233,979	\$1,190,924	\$11,198	\$1,866,850	
March	\$33,246	\$443,635	\$277,643	\$1,349,171	\$6,784	\$2,110,479	\$5,862,208
April	\$36,325	\$387,829	\$269,446	\$1,206,903	\$7,678	\$1,908,182	
May	\$43,443	\$487,176	\$306,235	\$1,303,836	\$10,645	\$2,151,335	
June	\$49,330	\$488,836	\$317,410	\$1,438,242	\$7,543	\$2,301,360	\$6,360,877
<b>Total</b>	<b>\$479,140</b>	<b>\$4,830,570</b>	<b>\$2,883,325</b>	<b>\$15,545,302</b>	<b>\$113,219</b>	<b>\$23,851,558</b>	<b>\$23,851,558</b>
Average	\$39,928	\$402,548	\$240,277	\$1,295,442	\$9,435	\$1,987,630	
% of Total	2.01%	20.25%	12.09%	65.18%	0.47%	100.00%	

**Footnotes:**

See footnotes detailed below Table 1.

**Table 7: Child Care Centers by Program Fiscal Year 2017**

	Monthly Totals				Year to Date Totals			
	Undup Children	Undup Providers	Expenditures	Service Hours	Undup Children	Undup Providers	Expenditures	Service Hours
Working Caretaker Relative	37	24	\$16,241	4,424	37	24	\$16,241	4,424
CPS	448	109	\$237,254	61,092	448	109	\$237,254	61,092
Block-Grant TANF	226	70	\$98,429	24,424	226	70	\$98,429	24,424
Block-Grant Non-TANF	1,604	167	\$718,946	200,011	1,604	167	\$718,946	200,011
Tribal IV-E	7	4	\$6,206	1,561	7	4	\$6,206	1,561
<b>July Total</b>	<b>2,318</b>	<b>181</b>	<b>\$1,077,075</b>	<b>291,512</b>	<b>2,318</b>	<b>181</b>	<b>\$1,077,075</b>	<b>291,512</b>
Working Caretaker Relative	49	31	\$23,312	6,339	50	32	\$39,552	10,763
CPS	466	114	\$258,492	66,019	526	121	\$495,746	127,112
Block-Grant TANF	244	77	\$132,774	32,358	302	84	\$231,204	56,782
Block-Grant Non-TANF	1,699	166	\$808,695	227,978	1,889	180	\$1,527,641	427,989
Tribal IV-E	8	3	\$5,289	1,284	9	4	\$11,494	2,845
<b>August Total</b>	<b>2,457</b>	<b>175</b>	<b>\$1,228,561</b>	<b>333,978</b>	<b>2,745</b>	<b>193</b>	<b>\$2,305,636</b>	<b>625,490</b>
Working Caretaker Relative	43	25	\$13,508	3,576	58	35	\$53,060	14,339
CPS	447	120	\$210,462	52,790	625	136	\$706,207	179,902
Block-Grant TANF	236	87	\$103,095	24,441	363	101	\$334,299	81,223
Block-Grant Non-TANF	1,481	176	\$585,989	157,510	2,110	198	\$2,113,630	585,499
Tribal IV-E	6	3	\$3,006	766	9	4	\$14,500	3,611
<b>September Total</b>	<b>2,208</b>	<b>191</b>	<b>\$916,060</b>	<b>239,082</b>	<b>3,103</b>	<b>211</b>	<b>\$3,221,696</b>	<b>864,573</b>
Working Caretaker Relative	46	27	\$17,886	4,517	61	38	\$70,946	18,856
CPS	455	121	\$219,241	55,097	678	146	\$925,448	234,998
Block-Grant TANF	252	84	\$110,204	25,372	417	111	\$444,503	106,595
Block-Grant Non-TANF	1,578	189	\$633,223	170,384	2,296	212	\$2,746,853	755,882
Tribal IV-E	10	4	\$6,540	1,468	10	4	\$21,040	5,079
<b>October Total</b>	<b>2,331</b>	<b>204</b>	<b>\$987,094</b>	<b>256,838</b>	<b>3,358</b>	<b>225</b>	<b>\$4,208,790</b>	<b>1,121,411</b>
Working Caretaker Relative	47	29	\$15,400	3,886	63	38	\$86,346	22,741
CPS	452	126	\$220,608	53,270	726	151	\$1,146,056	288,268
Block-Grant TANF	256	86	\$111,110	24,415	459	117	\$555,614	131,010
Block-Grant Non-TANF	1,605	187	\$642,123	172,037	2,424	215	\$3,388,976	927,919
Tribal IV-E	6	3	\$2,842	594	10	4	\$23,882	5,673
<b>November Total</b>	<b>2,359</b>	<b>202</b>	<b>\$992,083</b>	<b>254,200</b>	<b>3,486</b>	<b>228</b>	<b>\$5,200,873</b>	<b>1,375,611</b>
Working Caretaker Relative	44	26	\$16,105	4,176	66	39	\$102,451	26,917
CPS	450	123	\$201,912	49,282	753	153	\$1,347,968	337,550
Block-Grant TANF	278	85	\$115,827	26,257	510	123	\$671,440	157,267
Block-Grant Non-TANF	1,570	180	\$586,775	165,891	2,495	217	\$3,975,750	1,093,810
Tribal IV-E	10	4	\$4,549	959	10	4	\$28,431	6,632
<b>December Total</b>	<b>2,350</b>	<b>197</b>	<b>\$925,167</b>	<b>246,564</b>	<b>3,666</b>	<b>229</b>	<b>\$6,126,040</b>	<b>1,622,176</b>
Working Caretaker Relative	40	25	\$14,736	3,805	68	40	\$117,186	30,722
CPS	460	121	\$221,495	53,318	809	155	\$1,569,463	390,868
Block-Grant TANF	292	87	\$124,751	27,443	575	126	\$796,192	184,710
Block-Grant Non-TANF	1,581	187	\$640,971	170,038	2,599	220	\$4,616,721	1,263,848
Tribal IV-E	6	4	\$3,035	630	12	5	\$31,466	7,262
<b>January Total</b>	<b>2,372</b>	<b>199</b>	<b>\$1,004,988</b>	<b>255,233</b>	<b>3,866</b>	<b>233</b>	<b>\$7,131,028</b>	<b>1,877,409</b>
Working Caretaker Relative	43	24	\$17,508	4,132	70	40	\$134,695	35,034
CPS	485	129	\$233,421	57,252	856	160	\$1,802,884	448,120
Block-Grant TANF	286	92	\$125,788	28,211	602	131	\$921,979	212,921
Block-Grant Non-TANF	1,588	195	\$614,483	162,669	2,678	227	\$5,231,204	1,426,517
Tribal IV-E	8	4	\$6,706	1,382	12	5	\$38,172	8,644
<b>February Total</b>	<b>2,405</b>	<b>211</b>	<b>\$997,906</b>	<b>253,827</b>	<b>3,992</b>	<b>241</b>	<b>\$8,128,935</b>	<b>2,131,235</b>
Working Caretaker Relative	39	24	\$13,928	3,655	71	40	\$148,623	38,689
CPS	505	130	\$263,465	64,311	906	163	\$2,066,349	512,431
Block-Grant TANF	298	95	\$144,816	32,906	646	133	\$1,066,795	245,826
Block-Grant Non-TANF	1,641	196	\$707,486	188,512	2,763	232	\$5,938,690	1,615,029
Tribal IV-E	4	4	\$2,673	590	12	5	\$40,845	9,233
<b>March Total</b>	<b>2,485</b>	<b>208</b>	<b>\$1,132,367</b>	<b>289,972</b>	<b>4,157</b>	<b>244</b>	<b>\$9,261,302</b>	<b>2,421,208</b>
Working Caretaker Relative	48	28	\$16,973	4,442	78	44	\$165,596	43,131
CPS	515	133	\$227,247	53,991	960	169	\$2,293,596	566,422
Block-Grant TANF	312	94	\$149,713	32,890	693	138	\$1,216,509	278,716
Block-Grant Non-TANF	1,630	195	\$625,988	171,076	2,856	237	\$6,564,678	1,786,105
Tribal IV-E	9	5	\$4,829	1,053	12	5	\$45,674	10,286
<b>April Total</b>	<b>2,506</b>	<b>210</b>	<b>\$1,024,750</b>	<b>263,452</b>	<b>4,335</b>	<b>250</b>	<b>\$10,286,052</b>	<b>2,684,660</b>
Working Caretaker Relative	50	26	\$20,084	5,133	81	46	\$185,680	48,264
CPS	557	139	\$299,515	72,868	1,013	171	\$2,593,112	639,290
Block-Grant TANF	326	96	\$169,007	38,706	745	144	\$1,385,516	317,422
Block-Grant Non-TANF	1,654	196	\$692,909	186,498	2,956	240	\$7,257,587	1,972,603
Tribal IV-E	10	5	\$6,684	1,446	12	5	\$52,358	11,732
<b>May Total</b>	<b>2,587</b>	<b>209</b>	<b>\$1,188,200</b>	<b>304,652</b>	<b>4,506</b>	<b>254</b>	<b>\$11,474,252</b>	<b>2,989,311</b>
Working Caretaker Relative	50	30	\$24,518	6,543	84	49	\$210,198	54,807
CPS	560	131	\$299,188	73,989	1,096	177	\$2,892,299	713,279
Block-Grant TANF	343	89	\$166,347	39,298	784	145	\$1,551,862	356,719
Block-Grant Non-TANF	1,635	185	\$754,711	206,398	3,097	243	\$8,012,297	2,179,001
Tribal IV-E	6	4	\$3,115	660	12	5	\$55,473	12,392
<b>June Total</b>	<b>2,590</b>	<b>197</b>	<b>\$1,247,878</b>	<b>326,887</b>	<b>4,752</b>	<b>258</b>	<b>\$12,722,130</b>	<b>3,316,198</b>

**Footnotes:**

See footnotes detailed below Table 1.



**Table 8: Child Care Family Care by Program Fiscal Year 2017**

	Monthly Totals				Year to Date Totals			
	Undup Children	Undup Providers	Expenditures	Service Hours	Undup Children	Undup Providers	Expenditures	Service Hours
Working Caretaker Relative	11	8	\$4,526	1,532	11	8	\$4,526	1,532
CPS	72	41	\$27,930	8,640	72	41	\$27,930	8,640
Block-Grant TANF	24	13	\$8,477	2,344	24	13	\$8,477	2,344
Block-Grant Non-TANF	230	89	\$78,675	26,624	230	89	\$78,675	26,624
Tribal IV-E	5	3	\$1,557	431	5	3	\$1,557	431
<b>July Total</b>	<b>340</b>	<b>124</b>	<b>\$121,164</b>	<b>39,569</b>	<b>340</b>	<b>124</b>	<b>\$121,164</b>	<b>39,569</b>
Working Caretaker Relative	13	10	\$5,857	1,925	13	10	\$10,382	3,457
CPS	69	38	\$29,190	9,015	88	46	\$57,120	17,655
Block-Grant TANF	26	17	\$9,813	2,713	32	19	\$18,290	5,057
Block-Grant Non-TANF	256	93	\$95,646	32,365	279	101	\$174,321	58,989
Tribal IV-E	3	2	\$1,815	616	7	4	\$3,371	1,047
<b>August Total</b>	<b>367</b>	<b>127</b>	<b>\$142,321</b>	<b>46,635</b>	<b>414</b>	<b>136</b>	<b>\$263,485</b>	<b>86,204</b>
Working Caretaker Relative	7	6	\$2,528	787	13	10	\$12,911	4,244
CPS	65	40	\$27,993	8,465	102	53	\$85,113	26,120
Block-Grant TANF	35	24	\$9,755	2,622	45	28	\$28,045	7,679
Block-Grant Non-TANF	214	84	\$73,346	22,392	307	107	\$247,668	81,381
Tribal IV-E	3	2	\$1,152	363	7	4	\$4,524	1,409
<b>September Total</b>	<b>322</b>	<b>120</b>	<b>\$114,775</b>	<b>34,629</b>	<b>463</b>	<b>145</b>	<b>\$378,260</b>	<b>120,833</b>
Working Caretaker Relative	6	5	\$1,876	578	13	10	\$14,787	4,822
CPS	65	42	\$27,105	8,480	108	57	\$112,218	34,599
Block-Grant TANF	39	24	\$11,558	3,159	59	37	\$39,603	10,838
Block-Grant Non-TANF	208	75	\$67,323	21,289	332	110	\$314,991	102,670
Tribal IV-E	4	2	\$1,395	435	8	4	\$5,919	1,844
<b>October Total</b>	<b>322</b>	<b>110</b>	<b>\$109,258</b>	<b>33,940</b>	<b>506</b>	<b>148</b>	<b>\$487,518</b>	<b>154,773</b>
Working Caretaker Relative	6	5	\$1,949	808	13	10	\$16,736	5,630
CPS	72	42	\$28,148	8,528	119	61	\$140,366	43,127
Block-Grant TANF	44	23	\$15,154	4,122	72	40	\$54,757	14,960
Block-Grant Non-TANF	193	78	\$64,397	20,230	349	114	\$379,388	122,900
Tribal IV-E	5	2	\$2,299	725	10	4	\$8,217	2,570
<b>November Total</b>	<b>319</b>	<b>108</b>	<b>\$111,946</b>	<b>34,413</b>	<b>531</b>	<b>151</b>	<b>\$599,464</b>	<b>189,186</b>
Working Caretaker Relative	6	6	\$2,151	614	13	11	\$18,887	6,244
CPS	80	46	\$31,655	9,585	129	66	\$172,021	52,712
Block-Grant TANF	33	20	\$12,623	3,273	76	42	\$67,380	18,233
Block-Grant Non-TANF	186	75	\$61,425	19,378	362	120	\$440,813	142,277
Tribal IV-E	4	2	\$1,780	567	10	4	\$9,997	3,136
<b>December Total</b>	<b>308</b>	<b>110</b>	<b>\$109,634</b>	<b>33,417</b>	<b>564</b>	<b>156</b>	<b>\$709,098</b>	<b>222,602</b>
Working Caretaker Relative	7	5	\$1,886	607	14	11	\$20,773	6,851
CPS	69	42	\$29,320	8,724	134	67	\$201,340	61,436
Block-Grant TANF	22	14	\$9,353	2,558	76	42	\$76,733	20,791
Block-Grant Non-TANF	174	74	\$57,015	17,839	379	123	\$497,828	160,116
Tribal IV-E	4	2	\$1,778	561	10	4	\$11,775	3,698
<b>January Total</b>	<b>275</b>	<b>103</b>	<b>\$99,351</b>	<b>30,289</b>	<b>584</b>	<b>159</b>	<b>\$808,448</b>	<b>252,891</b>
Working Caretaker Relative	7	5	\$1,789	583	14	11	\$22,562	7,434
CPS	72	42	\$30,787	9,343	145	71	\$232,127	70,779
Block-Grant TANF	25	14	\$9,086	2,505	80	42	\$85,819	23,296
Block-Grant Non-TANF	171	74	\$56,248	17,937	390	124	\$554,075	178,053
Tribal IV-E	2	2	\$610	181	10	4	\$12,385	3,879
<b>February Total</b>	<b>274</b>	<b>105</b>	<b>\$98,520</b>	<b>30,549</b>	<b>605</b>	<b>161</b>	<b>\$906,968</b>	<b>283,440</b>
Working Caretaker Relative	8	6	\$2,275	781	15	12	\$24,837	8,214
CPS	62	36	\$32,064	9,536	150	68	\$264,190	80,315
Block-Grant TANF	22	13	\$10,787	2,906	82	44	\$96,606	26,201
Block-Grant Non-TANF	190	81	\$70,070	21,537	414	130	\$624,145	199,590
Tribal IV-E	2	2	\$637	156	10	4	\$13,021	4,034
<b>March Total</b>	<b>284</b>	<b>105</b>	<b>\$115,832</b>	<b>34,914</b>	<b>633</b>	<b>165</b>	<b>\$1,022,800</b>	<b>318,354</b>
Working Caretaker Relative	9	7	\$2,536	842	16	13	\$27,373	9,056
CPS	60	36	\$25,594	7,679	153	73	\$289,785	87,994
Block-Grant TANF	28	17	\$11,680	3,225	90	48	\$108,286	29,426
Block-Grant Non-TANF	190	79	\$61,456	18,932	423	136	\$685,600	218,522
Tribal IV-E	0	0	\$0	0	10	4	\$0	0
<b>April Total</b>	<b>287</b>	<b>105</b>	<b>\$101,265</b>	<b>30,678</b>	<b>650</b>	<b>168</b>	<b>\$1,124,065</b>	<b>349,033</b>
Working Caretaker Relative	10	8	\$3,461	1,084	17	14	\$30,833	10,140
CPS	69	41	\$30,895	9,263	161	75	\$320,679	97,256
Block-Grant TANF	34	19	\$14,368	3,790	101	53	\$122,653	33,216
Block-Grant Non-TANF	188	83	\$61,620	20,073	442	140	\$747,220	238,595
Tribal IV-E	1	1	\$472	147	10	4	\$472	147
<b>May Total</b>	<b>302</b>	<b>109</b>	<b>\$110,815</b>	<b>34,357</b>	<b>681</b>	<b>170</b>	<b>\$1,234,879</b>	<b>383,389</b>
Working Caretaker Relative	8	6	\$3,234	1,071	17	14	\$34,067	11,212
CPS	64	39	\$29,889	9,563	168	78	\$350,569	106,820
Block-Grant TANF	29	17	\$12,661	3,397	109	57	\$135,314	36,613
Block-Grant Non-TANF	192	80	\$68,480	22,605	467	144	\$815,700	261,200
Tribal IV-E	0	0	\$0	0	10	4	\$0	0
<b>June Total</b>	<b>292</b>	<b>105</b>	<b>\$114,264</b>	<b>36,636</b>	<b>718</b>	<b>174</b>	<b>\$1,349,143</b>	<b>420,025</b>

**Footnotes:**

See footnotes detailed below Table 1.

**Table 9: Child Care Group Care by Program Fiscal Year 2017**

	Monthly Totals				Year to Date Totals			
	Undup Children	Undup Providers	Expenditures	Service Hours	Undup Children	Undup Providers	Expenditures	Service Hours
Working Caretaker Relative	45	29	\$20,395	6,501	45	29	\$20,395	6,501
CPS	293	114	\$122,332	36,616	293	114	\$122,332	36,616
Block-Grant TANF	156	67	\$63,289	17,160	156	67	\$63,289	17,160
Block-Grant Non-TANF	1,294	251	\$523,429	166,727	1,294	251	\$523,429	166,727
Tribal IV-E	16	9	\$6,619	2,036	16	9	\$6,619	2,036
<b>July Total</b>	<b>1,788</b>	<b>281</b>	<b>\$736,064</b>	<b>229,039</b>	<b>1,788</b>	<b>281</b>	<b>\$736,064</b>	<b>229,039</b>
Working Caretaker Relative	47	32	\$22,026	7,286	51	34	\$42,421	13,787
CPS	278	119	\$130,836	38,724	330	131	\$253,168	75,340
Block-Grant TANF	161	66	\$73,515	19,960	207	81	\$136,804	37,120
Block-Grant Non-TANF	1,301	260	\$580,708	178,277	1,473	271	\$1,104,138	345,003
Tribal IV-E	16	9	\$7,471	2,392	16	9	\$14,089	4,428
<b>August Total</b>	<b>1,793</b>	<b>286</b>	<b>\$814,556</b>	<b>246,639</b>	<b>2,041</b>	<b>298</b>	<b>\$1,550,620</b>	<b>475,677</b>
Working Caretaker Relative	47	32	\$16,949	5,243	62	39	\$59,370	19,030
CPS	247	111	\$100,648	28,590	360	140	\$353,816	103,930
Block-Grant TANF	191	82	\$84,192	21,753	264	102	\$220,996	58,873
Block-Grant Non-TANF	1,195	248	\$444,468	133,786	1,650	285	\$1,548,606	478,789
Tribal IV-E	6	4	\$2,691	878	16	9	\$16,781	5,306
<b>September Total</b>	<b>1,683</b>	<b>276</b>	<b>\$648,948</b>	<b>190,250</b>	<b>2,292</b>	<b>312</b>	<b>\$2,199,569</b>	<b>665,928</b>
Working Caretaker Relative	56	37	\$20,182	6,245	68	44	\$79,553	25,275
CPS	262	115	\$104,887	29,589	410	150	\$458,703	133,519
Block-Grant TANF	208	91	\$89,209	22,889	301	115	\$310,205	81,761
Block-Grant Non-TANF	1,234	251	\$477,270	141,435	1,751	295	\$2,025,876	620,224
Tribal IV-E	4	3	\$1,149	328	16	9	\$17,929	5,634
<b>October Total</b>	<b>1,762</b>	<b>285</b>	<b>\$692,697</b>	<b>200,485</b>	<b>2,474</b>	<b>324</b>	<b>\$2,892,266</b>	<b>866,413</b>
Working Caretaker Relative	46	32	\$16,854	4,944	69	45	\$96,407	30,219
CPS	275	122	\$113,302	30,961	446	161	\$572,005	164,480
Block-Grant TANF	223	87	\$94,337	23,543	337	119	\$404,542	105,304
Block-Grant Non-TANF	1,234	249	\$448,918	131,503	1,821	297	\$2,474,794	751,727
Tribal IV-E	7	4	\$3,215	914	16	9	\$21,144	6,547
<b>November Total</b>	<b>1,784</b>	<b>282</b>	<b>\$676,626</b>	<b>191,865</b>	<b>2,553</b>	<b>325</b>	<b>\$3,568,892</b>	<b>1,058,278</b>
Working Caretaker Relative	45	31	\$16,392	5,057	70	46	\$112,799	35,276
CPS	284	122	\$116,161	32,000	482	173	\$688,166	196,481
Block-Grant TANF	209	90	\$85,806	21,976	359	125	\$490,348	127,280
Block-Grant Non-TANF	1,221	251	\$461,175	133,139	1,887	306	\$2,935,969	884,866
Tribal IV-E	5	4	\$1,919	585	16	9	\$23,063	7,132
<b>December Total</b>	<b>1,764</b>	<b>281</b>	<b>\$681,454</b>	<b>192,757</b>	<b>2,719</b>	<b>331</b>	<b>\$4,250,345</b>	<b>1,251,035</b>
Working Caretaker Relative	41	29	\$13,805	4,030	70	46	\$126,605	39,306
CPS	299	129	\$125,769	34,858	518	177	\$813,935	231,339
Block-Grant TANF	213	96	\$94,595	23,401	400	137	\$584,943	150,681
Block-Grant Non-TANF	1,214	252	\$457,888	133,723	1,956	312	\$3,393,857	1,018,589
Tribal IV-E	7	4	\$3,068	907	16	9	\$26,131	8,039
<b>January Total</b>	<b>1,771</b>	<b>284</b>	<b>\$695,126</b>	<b>196,919</b>	<b>2,843</b>	<b>335</b>	<b>\$4,945,472</b>	<b>1,447,954</b>
Working Caretaker Relative	40	27	\$14,539	4,260	71	46	\$141,143	43,566
CPS	313	133	\$127,254	34,543	559	186	\$941,189	265,882
Block-Grant TANF	227	98	\$94,314	23,585	437	143	\$679,257	174,266
Block-Grant Non-TANF	1,212	250	\$442,906	130,710	2,011	317	\$3,836,764	1,149,299
Tribal IV-E	8	3	\$3,882	1,153	16	9	\$30,013	9,192
<b>February Total</b>	<b>1,799</b>	<b>288</b>	<b>\$682,895</b>	<b>194,250</b>	<b>2,957</b>	<b>344</b>	<b>\$5,628,366</b>	<b>1,642,204</b>
Working Caretaker Relative	40	26	\$15,504	4,615	72	46	\$156,647	48,181
CPS	318	140	\$142,072	38,636	592	191	\$1,083,261	304,518
Block-Grant TANF	222	98	\$109,811	27,806	459	148	\$789,068	202,072
Block-Grant Non-TANF	1,224	242	\$494,938	144,242	2,095	319	\$4,331,702	1,293,541
Tribal IV-E	8	3	\$3,474	1,053	16	9	\$33,487	10,245
<b>March Total</b>	<b>1,810</b>	<b>279</b>	<b>\$765,798</b>	<b>216,352</b>	<b>3,079</b>	<b>347</b>	<b>\$6,394,165</b>	<b>1,858,556</b>
Working Caretaker Relative	44	30	\$15,430	4,554	79	50	\$172,077	52,734
CPS	315	136	\$128,690	35,202	629	202	\$1,211,951	339,719
Block-Grant TANF	227	98	\$99,069	24,688	494	158	\$888,137	226,759
Block-Grant Non-TANF	1,197	242	\$432,061	129,012	2,161	328	\$4,763,763	1,422,554
Tribal IV-E	8	3	\$2,850	738	16	10	\$36,336	10,983
<b>April Total</b>	<b>1,786</b>	<b>280</b>	<b>\$678,099</b>	<b>194,193</b>	<b>3,195</b>	<b>357</b>	<b>\$7,072,264</b>	<b>2,052,749</b>
Working Caretaker Relative	47	33	\$18,407	5,446	82	53	\$190,485	58,180
CPS	325	140	\$152,855	42,559	657	210	\$1,364,805	382,278
Block-Grant TANF	237	109	\$109,911	29,261	527	167	\$998,047	256,020
Block-Grant Non-TANF	1,199	247	\$471,717	148,210	2,233	335	\$5,235,481	1,570,763
Tribal IV-E	7	5	\$3,489	1,002	17	11	\$39,826	11,985
<b>May Total</b>	<b>1,808</b>	<b>290</b>	<b>\$756,380</b>	<b>226,477</b>	<b>3,302</b>	<b>364</b>	<b>\$7,828,644</b>	<b>2,279,227</b>
Working Caretaker Relative	45	33	\$19,617	6,024	86	54	\$210,101	64,203
CPS	326	142	\$151,587	44,227	693	219	\$1,516,393	426,505
Block-Grant TANF	277	114	\$127,393	33,982	585	180	\$1,125,441	290,002
Block-Grant Non-TANF	1,219	244	\$529,055	166,441	2,313	338	\$5,764,536	1,737,204
Tribal IV-E	9	6	\$4,428	1,381	19	12	\$44,253	13,366
<b>June Total</b>	<b>1,873</b>	<b>295</b>	<b>\$832,080</b>	<b>252,053</b>	<b>3,466</b>	<b>374</b>	<b>\$8,660,724</b>	<b>2,531,280</b>

**Footnotes:**

See footnotes detailed below Table 1.

**Table 10: Child Care Legally Certified Care by Program Fiscal Year 2017**

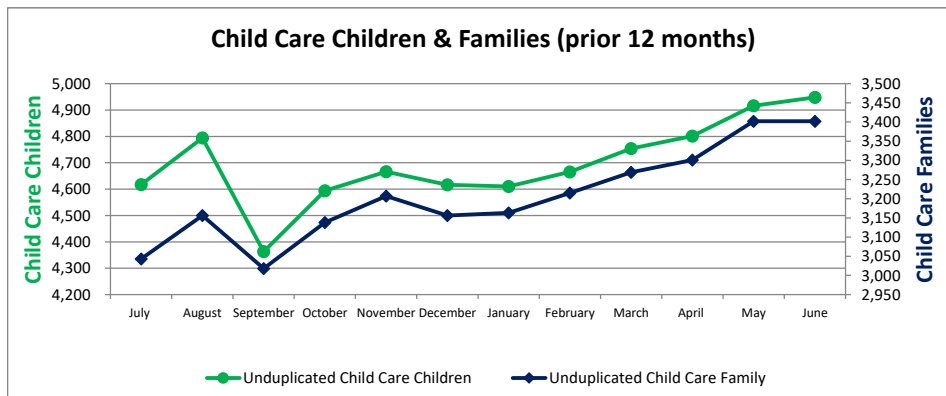
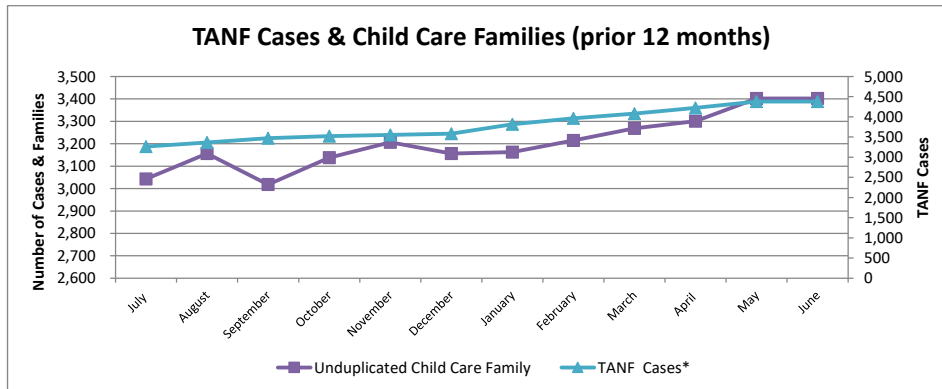
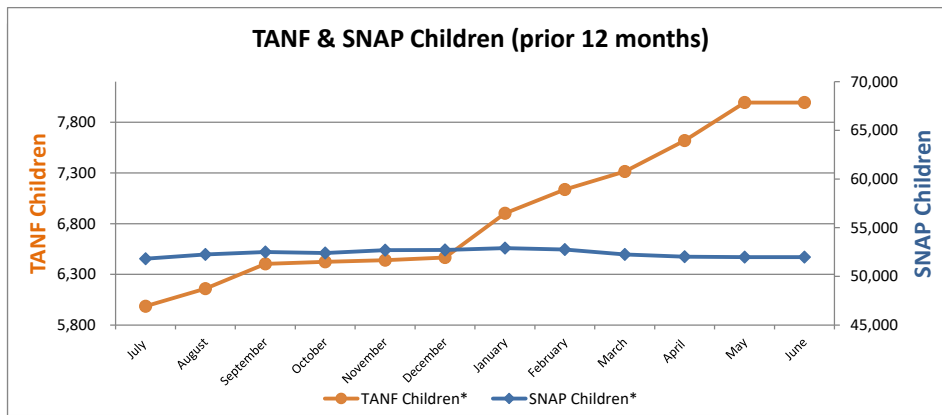
	Monthly Totals				Year to Date Totals			
	Undup Children	Undup Providers	Expenditures	Service Hours	Undup Children	Undup Providers	Expenditures	Service Hours
Working Caretaker Relative	11	6	\$3,800	1,808	11	6	\$3,800	1,808
CPS	17	8	\$5,556	2,479	17	8	\$5,556	2,479
Block-Grant TANF	4	2	\$1,104	394	4	2	\$1,104	394
Block-Grant Non-TANF	237	95	\$88,566	39,266	237	95	\$88,566	39,266
Tribal IV-E	0	0	\$0	0	0	0	\$0	0
<b>July Total</b>	<b>269</b>	<b>111</b>	<b>\$99,026</b>	<b>43,947</b>	<b>269</b>	<b>111</b>	<b>\$99,026</b>	<b>43,947</b>
Working Caretaker Relative	8	5	\$2,922	1,384	11	6	\$6,722	3,193
CPS	18	7	\$6,667	2,998	20	9	\$12,223	5,477
Block-Grant TANF	7	4	\$2,825	942	7	4	\$3,929	1,335
Block-Grant Non-TANF	242	95	\$83,187	36,850	269	108	\$171,753	76,116
Tribal IV-E	0	0	\$0	0	0	0	\$0	0
<b>August Total</b>	<b>273</b>	<b>110</b>	<b>\$95,602</b>	<b>42,173</b>	<b>305</b>	<b>126</b>	<b>\$194,627</b>	<b>86,120</b>
Working Caretaker Relative	6	3	\$1,804	650	11	6	\$8,526	3,843
CPS	18	7	\$6,489	2,936	25	10	\$18,712	8,413
Block-Grant TANF	5	3	\$1,462	523	8	4	\$5,391	1,858
Block-Grant Non-TANF	206	87	\$65,412	27,647	291	119	\$237,164	103,763
Tribal IV-E	0	0	\$0	0	0	0	\$0	0
<b>September Total</b>	<b>234</b>	<b>100</b>	<b>\$75,167</b>	<b>31,756</b>	<b>332</b>	<b>138</b>	<b>\$269,794</b>	<b>117,876</b>
Working Caretaker Relative	7	3	\$1,831	699	13	7	\$10,357	4,542
CPS	22	9	\$7,540	3,841	31	13	\$26,252	12,254
Block-Grant TANF	3	2	\$906	325	8	4	\$6,297	2,183
Block-Grant Non-TANF	235	97	\$82,661	34,210	320	131	\$319,826	137,973
Tribal IV-E	0	0	\$0	0	0	0	\$0	0
<b>October Total</b>	<b>267</b>	<b>110</b>	<b>\$92,938</b>	<b>39,075</b>	<b>369</b>	<b>153</b>	<b>\$362,732</b>	<b>156,951</b>
Working Caretaker Relative	8	4	\$1,940	759	13	7	\$12,297	5,300
CPS	20	9	\$6,484	2,356	33	15	\$32,737	14,610
Block-Grant TANF	12	6	\$3,852	1,366	14	8	\$10,149	3,549
Block-Grant Non-TANF	248	103	\$79,911	33,034	352	147	\$399,736	171,007
Tribal IV-E	0	0	\$0	0	0	0	\$0	0
<b>November Total</b>	<b>284</b>	<b>118</b>	<b>\$92,187</b>	<b>37,515</b>	<b>398</b>	<b>171</b>	<b>\$454,919</b>	<b>194,466</b>
Working Caretaker Relative	6	3	\$1,782	699	13	7	\$14,079	5,999
CPS	21	10	\$6,555	2,577	34	16	\$39,292	17,186
Block-Grant TANF	12	7	\$3,183	1,444	14	8	\$13,332	4,993
Block-Grant Non-TANF	239	96	\$76,332	31,115	366	153	\$476,068	202,122
Tribal IV-E	0	0	\$0	0	0	0	\$0	0
<b>December Total</b>	<b>275</b>	<b>113</b>	<b>\$87,853</b>	<b>35,834</b>	<b>417</b>	<b>175</b>	<b>\$542,771</b>	<b>230,300</b>
Working Caretaker Relative	8	4	\$2,259	892	14	8	\$16,338	6,891
CPS	15	8	\$4,207	1,736	36	17	\$43,499	18,922
Block-Grant TANF	21	10	\$7,413	2,709	23	11	\$20,745	7,702
Block-Grant Non-TANF	226	101	\$71,534	29,286	380	161	\$547,602	231,407
Tribal IV-E	0	0	\$0	0	0	0	\$0	0
<b>January Total</b>	<b>269</b>	<b>118</b>	<b>\$85,413</b>	<b>34,622</b>	<b>439</b>	<b>186</b>	<b>\$628,185</b>	<b>264,922</b>
Working Caretaker Relative	6	3	\$2,058	812	14	8	\$18,396	7,703
CPS	10	6	\$3,394	1,453	36	17	\$46,893	20,375
Block-Grant TANF	18	7	\$4,790	1,609	28	13	\$25,535	9,310
Block-Grant Non-TANF	227	100	\$77,287	31,656	389	167	\$624,889	263,064
Tribal IV-E	0	0	\$0	0	0	0	\$0	0
<b>February Total</b>	<b>261</b>	<b>114</b>	<b>\$87,529</b>	<b>35,530</b>	<b>452</b>	<b>194</b>	<b>\$715,714</b>	<b>300,452</b>
Working Caretaker Relative	4	3	\$1,540	615	14	7	\$19,936	8,318
CPS	13	8	\$5,963	2,301	40	18	\$52,856	22,676
Block-Grant TANF	24	9	\$12,230	4,052	39	17	\$37,765	13,362
Block-Grant Non-TANF	219	99	\$76,677	31,292	413	177	\$701,566	294,356
Tribal IV-E	0	0	\$0	0	0	0	\$0	0
<b>March Total</b>	<b>260</b>	<b>116</b>	<b>\$96,410</b>	<b>38,260</b>	<b>487</b>	<b>206</b>	<b>\$812,123</b>	<b>338,712</b>
Working Caretaker Relative	5	4	\$1,386	563	14	8	\$21,322	8,881
CPS	15	8	\$6,298	2,414	44	20	\$59,155	25,090
Block-Grant TANF	31	14	\$8,984	3,160	48	21	\$46,749	16,521
Block-Grant Non-TANF	254	114	\$87,399	35,922	440	188	\$788,965	330,278
Tribal IV-E	0	0	\$0	0	0	0	\$0	0
<b>April Total</b>	<b>305</b>	<b>133</b>	<b>\$104,067</b>	<b>42,059</b>	<b>521</b>	<b>220</b>	<b>\$916,191</b>	<b>380,771</b>
Working Caretaker Relative	4	3	\$1,491	553	14	8	\$22,813	9,434
CPS	11	6	\$3,911	1,552	45	21	\$63,066	26,643
Block-Grant TANF	35	16	\$12,949	4,931	58	25	\$59,699	21,452
Block-Grant Non-TANF	242	107	\$77,589	31,805	457	197	\$866,554	362,083
Tribal IV-E	0	0	\$0	0	0	0	\$0	0
<b>May Total</b>	<b>292</b>	<b>126</b>	<b>\$95,941</b>	<b>38,841</b>	<b>548</b>	<b>231</b>	<b>\$1,012,132</b>	<b>419,612</b>
Working Caretaker Relative	5	4	\$1,961	892	14	8	\$24,774	10,326
CPS	17	9	\$8,171	3,374	48	23	\$71,238	30,017
Block-Grant TANF	29	14	\$11,010	4,240	60	28	\$70,708	25,692
Block-Grant Non-TANF	246	101	\$85,996	36,923	474	207	\$952,550	399,006
Tribal IV-E	0	0	\$0	0	0	0	\$0	0
<b>June Total</b>	<b>292</b>	<b>123</b>	<b>\$107,138</b>	<b>45,429</b>	<b>565</b>	<b>240</b>	<b>\$1,119,270</b>	<b>465,040</b>

**Footnotes:**

See footnotes detailed below Table 1.

**Table 11: Child Care/TANF/SNAP Comparison  
(prior 12 months)**

Month	Fiscal Year	Unduplicated Child Care Children	Unduplicated Child Care Family	TANF Cases*	TANF Children*	SNAP Children*	SNAP Cases*
July	2017	4,617	3,043	3,264	5,986	51,820	55,571
August	2017	4,794	3,156	3,365	6,160	52,251	55,987
September	2017	4,363	3,018	3,470	6,404	52,501	56,294
October	2017	4,594	3,138	3,521	6,423	52,412	56,511
November	2017	4,666	3,207	3,554	6,440	52,699	57,043
December	2017	4,616	3,156	3,584	6,466	52,719	57,215
January	2017	4,610	3,163	3,817	6,903	52,907	57,900
February	2017	4,665	3,215	3,964	7,136	52,754	58,191
March	2017	4,754	3,269	4,082	7,314	52,245	58,268
April	2017	4,801	3,301	4,221	7,619	52,034	58,159
May	2017	4,916	3,402	4,380	7,994	51,988	58,077
June	2017	4,948	3,402	4,380	7,994	51,988	58,077
<b>Average</b>		<b>4,695</b>	<b>3,206</b>	<b>3,800</b>	<b>6,903</b>	<b>52,360</b>	<b>57,274</b>



TANF: Temporary Assistance for Needy Families  
 SNAP: Supplemental Nutrition Assistance Program  
 \*TANF/Snap breakdown not available.