

State of Montana
Department of Public Health and Human Services
Human and Community Services Division
Early Childhood Services Bureau

Child Care Managerial Reports

State Fiscal Year 2022

June 2022

Table of Contents

Table 1	Family Participation (monthly unduplicated)	Page 1
Table 2	Expenditures Comparisons (monthly)	Page 2
Table 3	Service Hours and Expenditures (monthly)	Page 3
Table 4	Child Participation (monthly unduplicated)	Page 4
Table 5	Child Participation (monthly duplicated)	Page 5
Table 6	Expenditures by Program (monthly)	Page 6
Table 7	Age Distribution of Children by Program Type (for current month)	Page 7
Table 8	Age Distribution of Children by Facility Type (for current month)	Page 8
Table 9	Age Distribution of Children in Child Care (for all months)	Page 9
Table 10	Center Child Care by Program	Page 10
Table 11	Group Child Care by Program	Page 11
Table 12	Family Child Care by Program	Page 12
Table 13	Family, Friend, Neighbor Child Care by Program (Facility Type Effective 10-01-2018)	Page 13
Table 14	Relative Care Exempt Child Care by Program (Facility Type Effective 10-01-2018)	Page 14
Table 15	Child Care / TANF / SNAP Comparison	Page 15

Definitions:

Unduplicated: The number of unique units in the time period referenced. (children or families participating, payments made, or providers) Adding unduplicated monthly numbers will not equal unduplicated yearly amounts or unduplicated monthly amounts as a unit may be included in multiple months or programs.

Duplicated: Each invoice/payment for care of a child in the time period referenced is counted.

Yearly counts: Are for the state fiscal year to date.

Child Care Provider Descriptions:

Relative Care Exempt (RCE): A relative who has passed background checks and who cares for children in one family or up to two unrelated children, who are on the Best Beginnings Child Care Scholarship program

Family Friend Neighbor (FFN): An individual registered by the State of Montana, who cares for children of one family or up to two unrelated children, who are on the Best Beginnings Child Care Scholarship program.

Family Child Care: A facility licensed by the State of Montana to care for up to 6 children, which may include no more than 3 infants at one time.

Group Child Care: A facility licensed by the State of Montana to care for 7 to 12 children, which may include no more than 6 infants at one time.

Child Care Center: A facility licensed by the State of Montana to care for 13 or more children, which may include no more than a specified number of infants as determined by licensing.

Child Care Program Descriptions:

CPS: Child Protective Services. Provides care to children who have been abandoned, neglected or abused. CPS may include TANF and Non-TANF child care participants if the child are working on family reunification.

Non-TANF (CCDF Block Grant): Provides benefits to working and/or attending school families in need of financial help to pay for child care services.

TANF: Temporary Assistance for Needy Families

Tribal: Child care services to tribal/native american children

Title IV-E: Federal entitlement program under the Social Security Act for children who meet specific eligibility requirements.

Working Caretaker Relative: Services provided to children under the care of extended family members such as grandparents.

The data contained in this report is extracted from the CCUBS (Child Care Under the Big Sky) system.

Questions about the information contained in these reports should be directed to:

Table 1: Monthly Unduplicated Child Care Families - SFY 2022

Month	Unduplicated Participation - Families						Unduplicated Payments	
	Working Caretaker Relative	CPS	TANF (Block Grant)	Non-TANF (Block Grant)	Tribal IV-E	Unduplicated Child Care Families	Payments to Providers	Payments to Parents
July	41	856	178	1,633	19	2,724	562	13
August	42	841	175	1,637	19	2,710	570	14
September	39	782	157	1,622	13	2,612	572	15
October	36	747	154	1,582	14	2,532	562	13
November	39	772	159	1,691	15	2,673	588	14
December	39	776	153	1,718	13	2,697	600	15
January	41	766	158	1,791	13	2,767	610	13
February	41	759	169	1,829	12	2,808	623	13
March	39	752	162	1,887	12	2,852	631	13
April	38	765	167	1,881	13	2,864	612	14
May	36	755	161	1,965	10	2,927	647	16
June	34	734	147	1,916	15	2,845	638	16
Year Total Unduplicated	63	1,487	353	2,938	25	4,740	831	24
Average Per Month	39	775	162	1,763	14	2,751	601	14

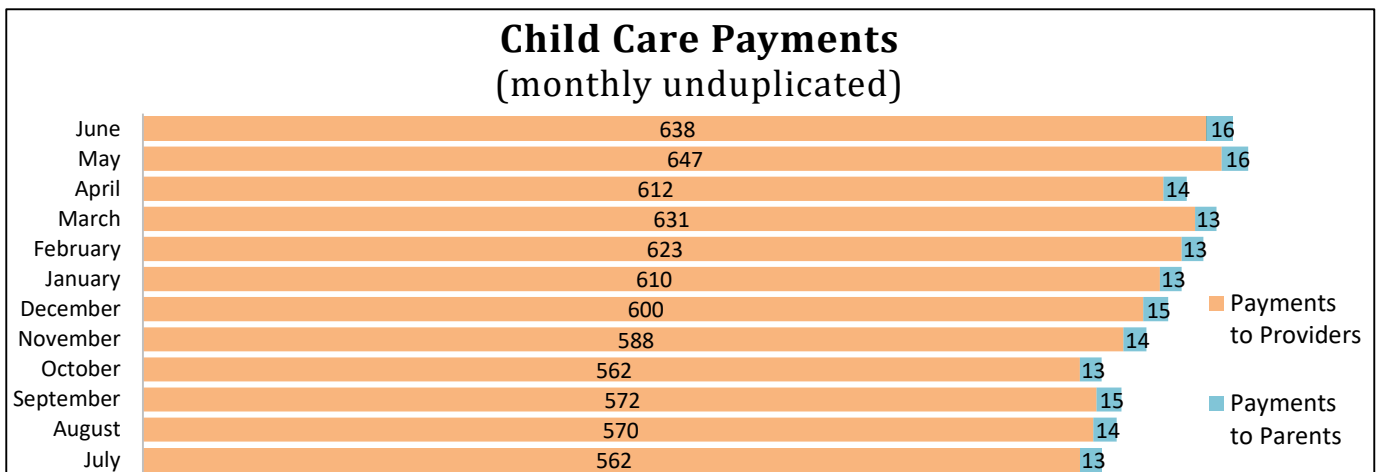
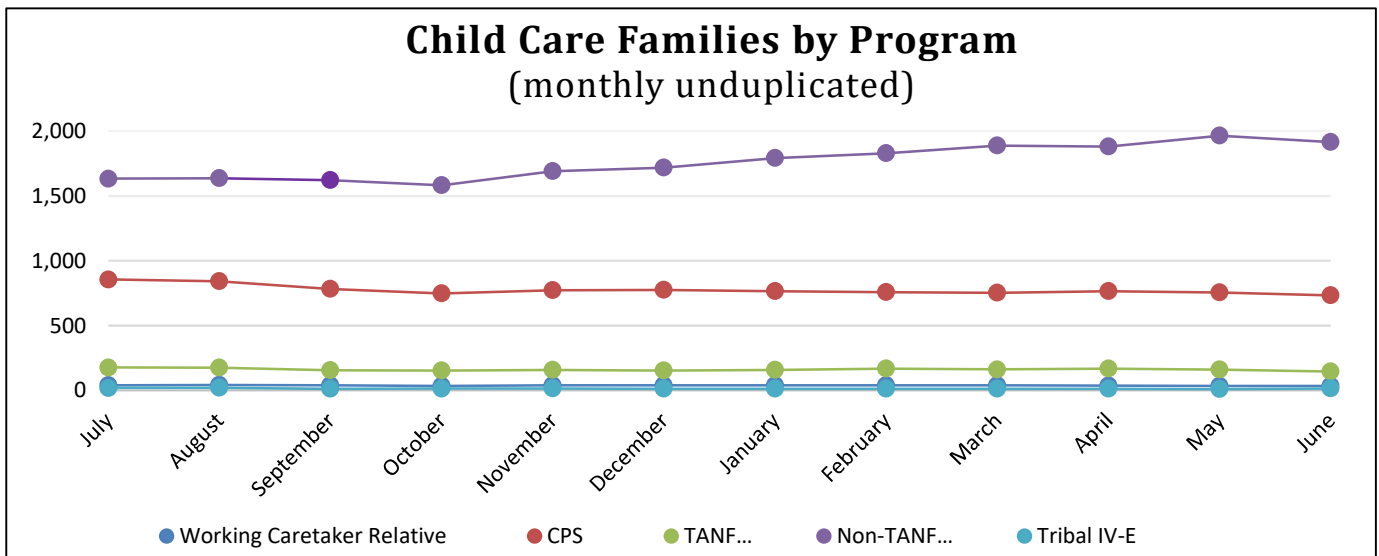


Table 2: Yearly and Monthly Comparison of Child Care Expenditures - SFY 2022

	JUL	AUG	SEPT	OCT	NOV	DEC	JAN	FEB	MAR	APR	MAY	JUN	TOTAL
FY2016	\$ 2,259,013	\$ 2,079,668	\$ 1,733,805	\$ 1,884,715	\$ 1,674,000	\$ 1,767,574	\$ 1,641,877	\$ 1,817,671	\$ 1,960,075	\$ 1,877,928	\$ 1,886,217	\$ 2,096,665	\$ 22,679,209
FY2017	\$ 2,033,548	\$ 2,281,040	\$ 1,754,950	\$ 1,881,987	\$ 1,872,841	\$ 1,804,107	\$ 1,884,878	\$ 1,866,850	\$ 2,110,479	\$ 1,908,182	\$ 2,151,335	\$ 2,301,360	\$ 23,851,558
FY2018	\$ 2,164,218	\$ 2,391,039	\$ 1,860,449	\$ 2,058,875	\$ 1,967,470	\$ 1,874,504	\$ 2,019,177	\$ 1,952,806	\$ 2,073,509	\$ 2,068,480	\$ 2,163,620	\$ 2,261,695	\$ 24,855,842
FY2019	\$ 2,287,251	\$ 2,461,079	\$ 1,781,943	\$ 2,180,281	\$ 1,960,477	\$ 1,846,372	\$ 2,095,262	\$ 1,952,218	\$ 2,063,469	\$ 2,178,021	\$ 2,225,180	\$ 2,198,787	\$ 25,230,338
FY2020	\$ 2,372,818	\$ 2,383,288	\$ 1,890,124	\$ 2,244,991	\$ 1,888,708	\$ 1,897,302	\$ 2,183,114	\$ 1,929,295	\$ 2,356,277	\$ 2,534,494	\$ 2,806,241	\$ 2,164,501	\$ 26,651,153
FY2021	\$ 2,067,844	\$ 2,475,089	\$ 1,879,100	\$ 1,891,222	\$ 1,885,013	\$ 1,913,299	\$ 1,990,604	\$ 2,006,998	\$ 2,116,805	\$ 2,066,844	\$ 2,043,821	\$ 2,744,391	\$ 25,081,029
FY2022	\$ 3,386,204	\$ 3,372,743	\$ 2,974,988	\$ 2,861,301	\$ 3,136,378	\$ 3,074,240	\$ 3,068,378	\$ 3,152,346	\$ 3,200,786	\$ 3,177,019	\$ 3,358,144	\$ 3,494,818	\$ 38,257,347

TOTALS BY QUARTER

1st Quarter End (September)	
FY2016	\$ 6,072,487
FY2017	\$ 6,069,539
FY2018	\$ 6,415,706
FY2019	\$ 6,530,272
FY2020	\$ 6,646,230
FY2021	\$ 6,422,034
FY2022	\$ 9,733,936

2nd Quarter End (December)	
FY2016	\$ 5,326,289
FY2017	\$ 5,558,935
FY2018	\$ 5,900,850
FY2019	\$ 5,987,130
FY2020	\$ 6,031,001
FY2021	\$ 5,689,533
FY2022	\$ 9,071,920

3rd Quarter End (March)	
FY2016	\$ 5,419,623
FY2017	\$ 5,862,208
FY2018	\$ 6,045,492
FY2019	\$ 6,110,949
FY2020	\$ 6,468,686
FY2021	\$ 6,114,407
FY2022	\$ 9,421,510

4th Quarter End (June)		YEAR TOTAL
FY2016	\$ 5,860,811	\$ 22,679,209
FY2017	\$ 6,360,876	\$ 23,851,558
FY2018	\$ 6,493,794	\$ 24,855,842
FY2019	\$ 6,601,987	\$ 25,230,338
FY2020	\$ 7,505,236	\$ 26,651,153
FY2021	\$ 6,855,055	\$ 25,081,029
FY2022	\$ 10,029,981	\$ 38,257,347

Child Care Expenditures

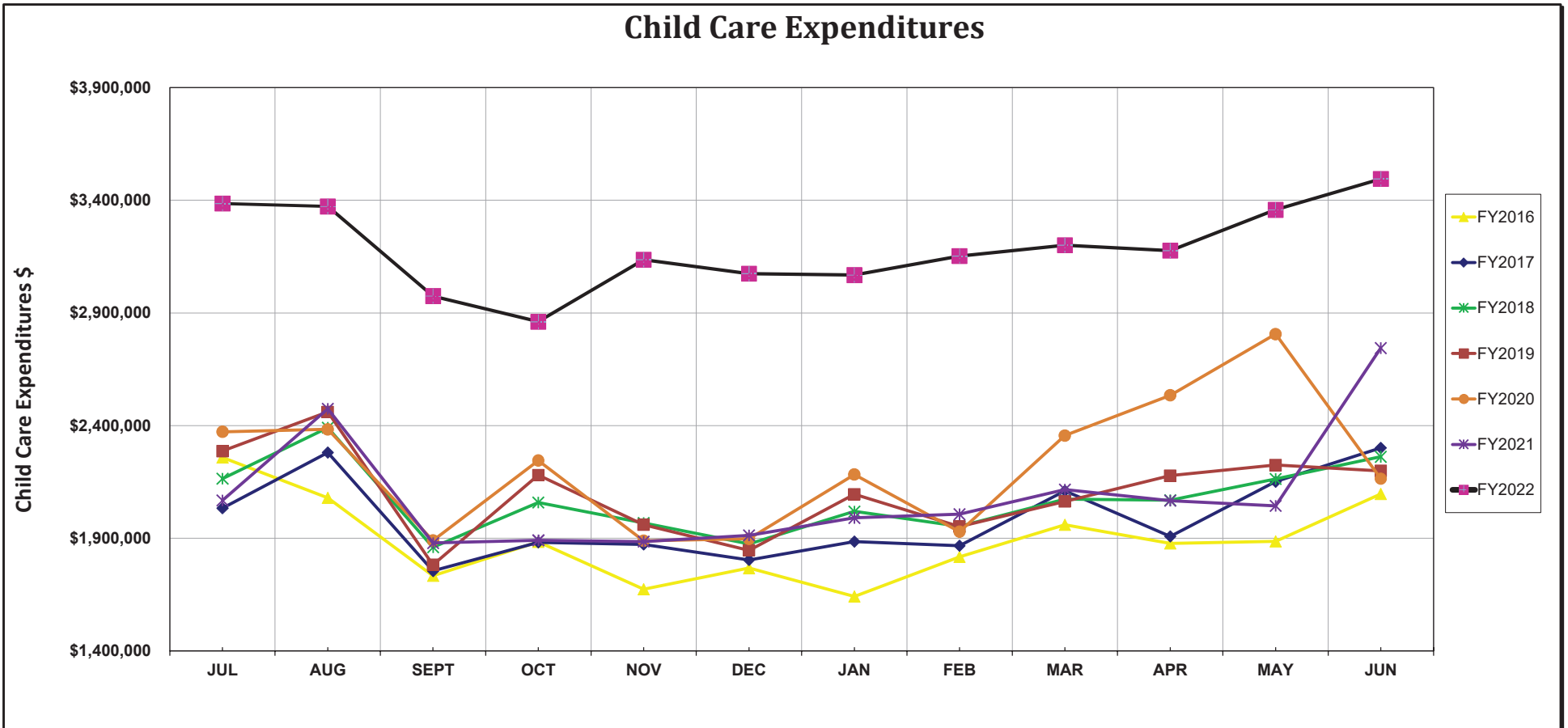


Table 3: Monthly Child Care Service Hours and Expenditures - SFY 2022

Month	Monthly Service Hours					Expenditures		
	Working Caretaker Relative	CPS	TANF (Block Grant)	Non-TANF (Block Grant)	Tribal IV-E	TOTAL Child Care Service Hours	Monthly Expenditures	Average \$ Per Hour
July	8,338	122,233	37,741	385,559	3,327	557,197	\$3,386,204	\$6.08
August	8,414	114,956	32,993	346,317	2,485	505,165	\$3,372,743	\$6.68
September	5,340	90,061	25,657	276,415	1,442	398,915	\$2,974,988	\$7.46
October	4,843	86,186	23,715	261,365	1,606	377,715	\$2,861,301	\$7.58
November	5,154	87,985	26,089	284,150	1,900	405,277	\$3,136,378	\$7.74
December	4,576	90,174	25,244	300,602	1,738	422,334	\$3,074,240	\$7.28
January	4,348	86,689	23,467	287,648	1,406	403,557	\$3,068,378	\$7.60
February	4,756	85,932	24,151	299,508	1,379	415,725	\$3,152,346	\$7.58
March	5,286	98,232	28,318	352,428	1,760	486,025	\$3,200,786	\$6.59
April	4,760	88,920	26,963	324,392	1,559	446,594	\$3,177,019	\$7.11
May	4,750	94,375	26,607	354,571	1,300	481,604	\$3,358,144	\$6.97
June	6,572	102,385	27,698	405,957	2,365	544,978	\$3,494,818	\$6.41
Total	67,137	1,148,128	328,642	3,878,911	22,267	5,445,086	\$38,257,347	\$7.03
Avg Per Month	5,595	95,677	27,387	323,243	1,856	453,757	\$3,188,112	\$7.09
% of Total	1.2%	21.1%	6.0%	71.2%	0.4%	100.0%		

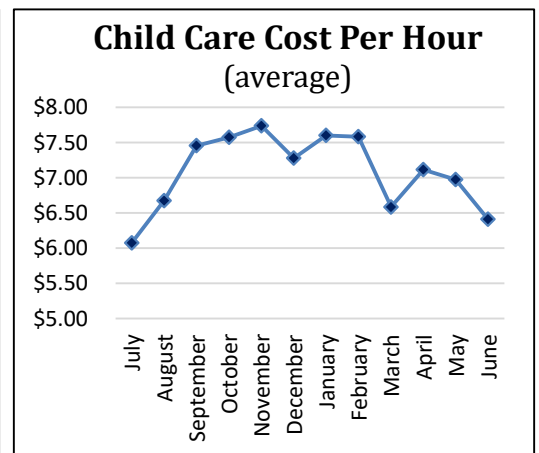
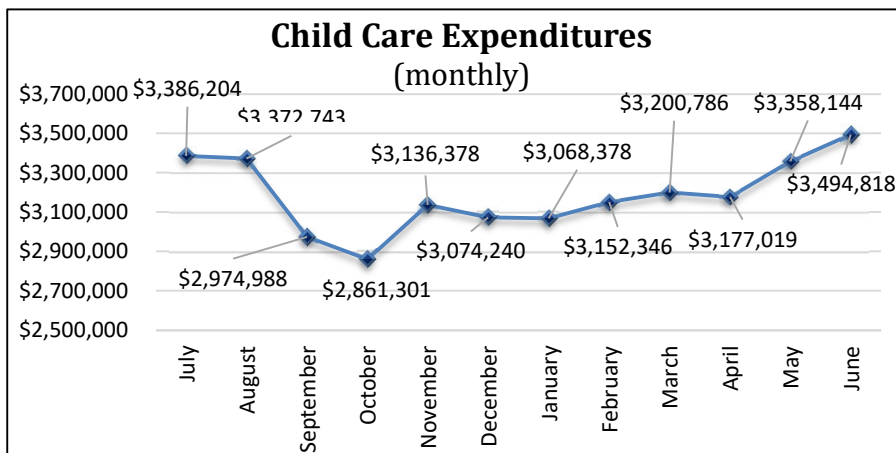
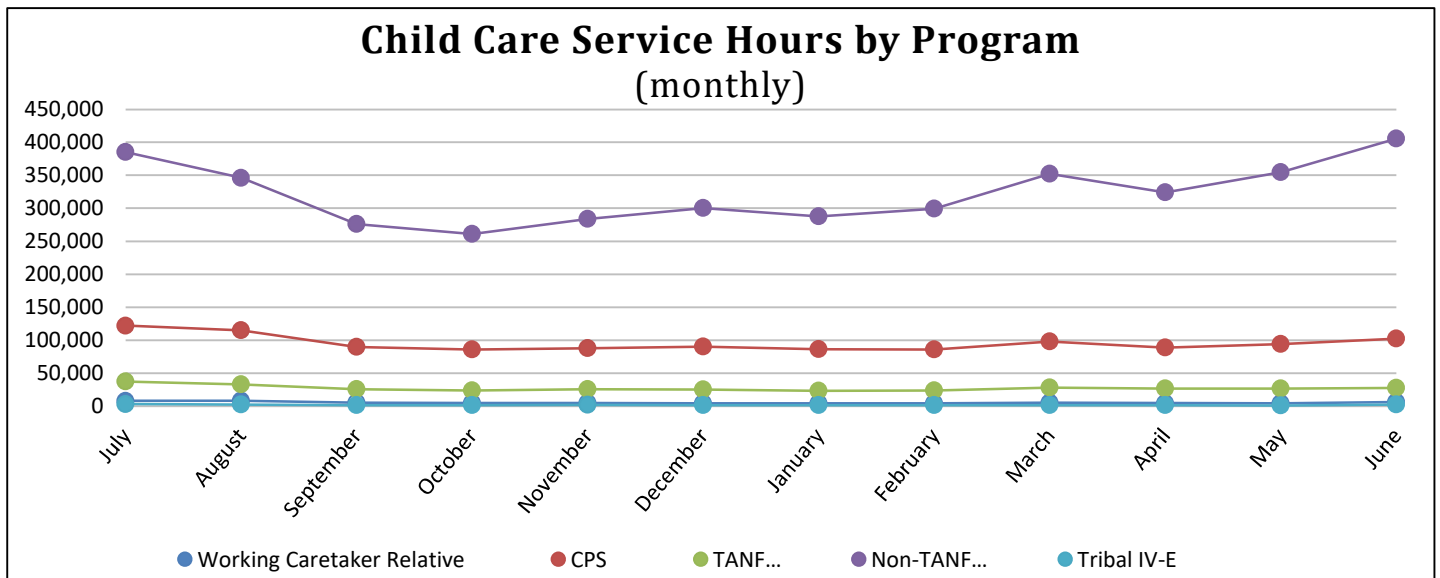


Table 4: Monthly Unduplicated Child Care Children - SFY 2022

Unduplicated Participation - Children						
Month	Working Caretaker Relative	CPS	TANF (Block Grant)	Non-TANF (Block Grant)	Tribal IV-E	Unduplicated Child Care Children
July	67	879	292	2,735	19	3,989
August	67	866	296	2,723	19	3,961
September	64	801	254	2,601	13	3,728
October	51	770	244	2,541	14	3,619
November	56	794	249	2,729	15	3,837
December	56	801	238	2,785	13	3,888
January	56	790	248	2,892	13	3,996
February	56	786	262	2,936	12	4,047
March	54	781	247	3,053	12	4,143
April	54	795	256	3,053	13	4,170
May	51	789	251	3,187	10	4,278
June	49	772	234	3,150	15	4,216
Year Total Unduplicated	89	1,438	545	4,660	24	6,658
Avg Per Month	57	802	256	2,865	14	3,989

Footnote: See definition/descriptions on front page.

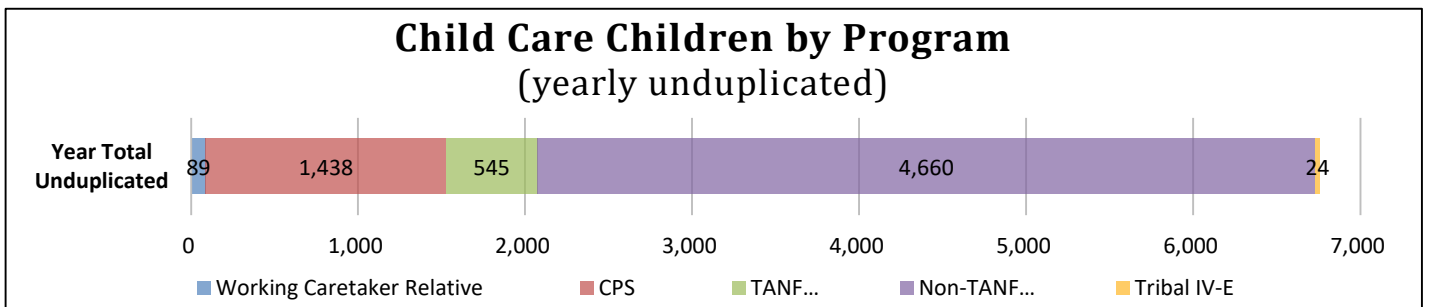
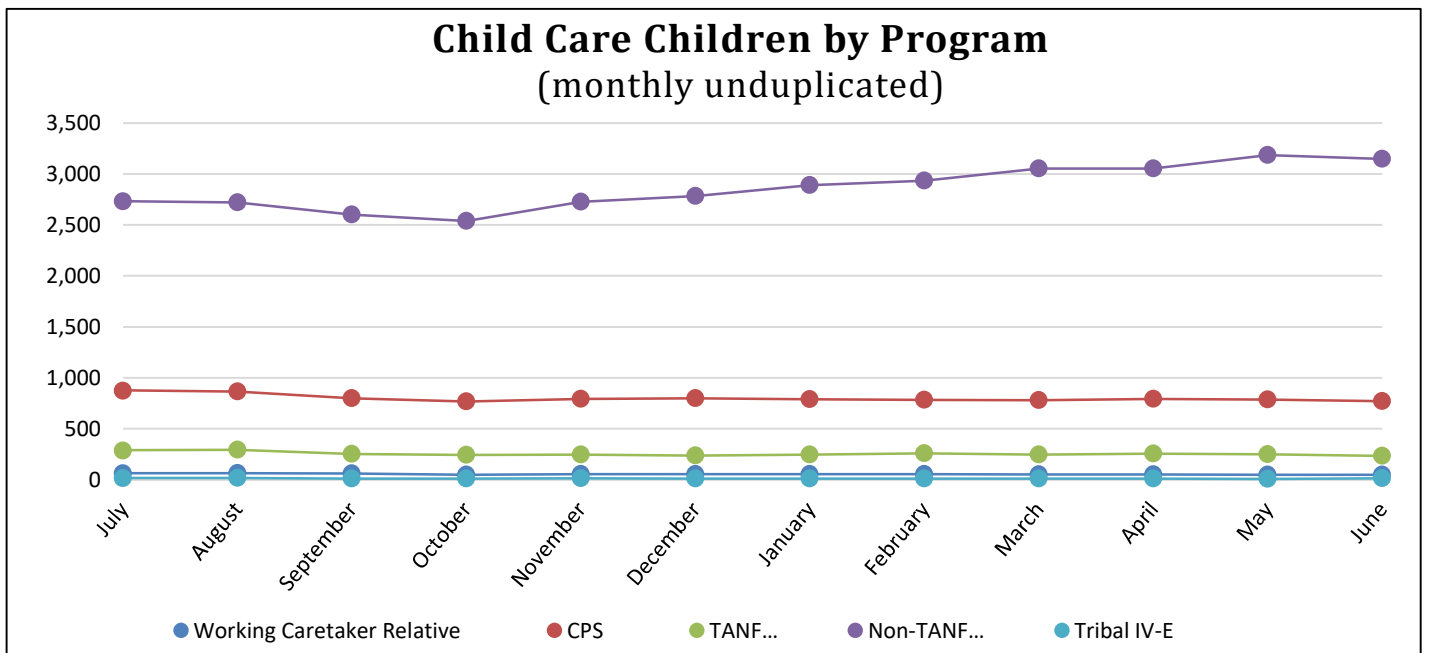


Table 5: Monthly Duplicated Child Care Children - SFY 2022

Duplicated Participation - Children						
Month	Working Caretaker Relative	CPS	TANF (Block Grant)	Non-TANF (Block Grant)	Tribal IV-E	Duplicated Child Care Children
July	74	970	329	3,064	25	4,462
August	79	961	322	3,024	21	4,407
September	66	874	266	2,852	15	4,073
October	54	848	262	2,818	15	3,997
November	65	893	291	3,119	17	4,385
December	58	879	260	3,084	13	4,294
January	61	852	255	3,125	13	4,306
February	60	852	277	3,228	13	4,430
March	59	838	263	3,259	12	4,431
April	55	863	274	3,279	13	4,484
May	56	862	272	3,536	10	4,736
June	56	835	247	3,479	17	4,634
Year Total Duplicated	743	10,527	3,318	37,867	184	52,639
Avg Per Month	62	877	277	3,156	15	4,387

Footnote: See definition/descriptions on front page.

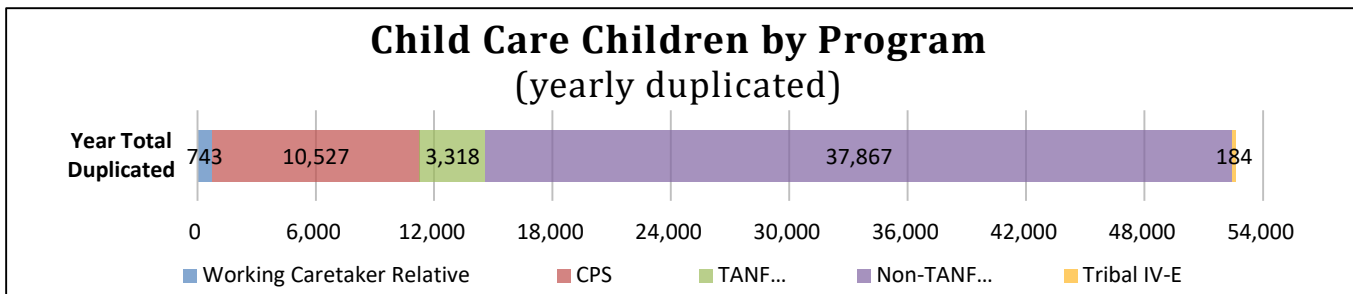
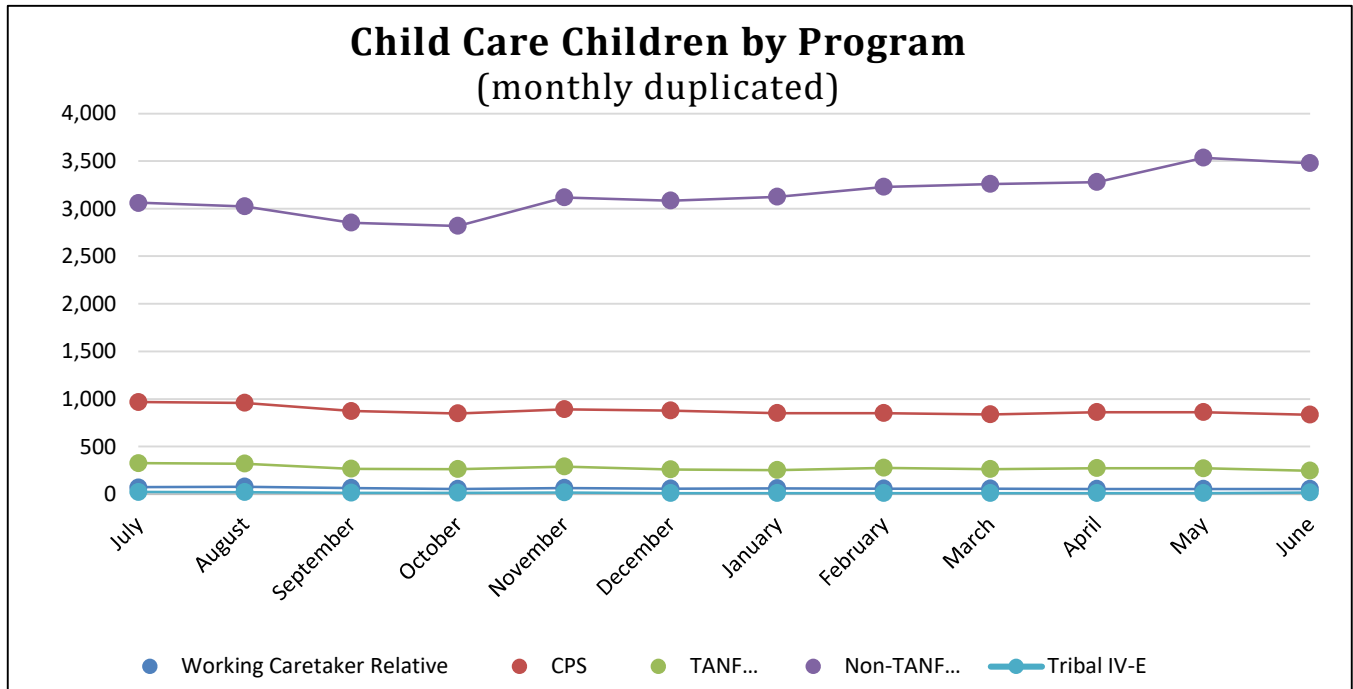


Table 6: Monthly Child Care Expenditures by Program - SFY 2022

Month	Expenditures						Date of Payment 3 Month Total
	Working Caretaker Relative	CPS	TANF (Block Grant)	Non-TANF (Block Grant)	Tribal IV-E	Total Expended	
July	\$56,832	\$763,974	\$261,713	\$2,285,119	\$18,567	\$3,386,204	\$9,733,936
August	\$58,367	\$761,379	\$258,958	\$2,278,415	\$15,624	\$3,372,743	
September	\$49,261	\$704,006	\$212,025	\$1,998,390	\$11,306	\$2,974,988	
October	\$38,165	\$675,428	\$203,162	\$1,932,722	\$11,824	\$2,861,301	\$9,071,920
November	\$46,577	\$712,900	\$228,769	\$2,133,837	\$14,295	\$3,136,378	
December	\$40,581	\$694,887	\$203,840	\$2,123,864	\$11,069	\$3,074,240	
January	\$42,978	\$678,150	\$198,644	\$2,137,886	\$10,720	\$3,068,378	\$9,421,510
February	\$43,219	\$683,503	\$213,003	\$2,201,696	\$10,925	\$3,152,346	
March	\$41,551	\$673,271	\$206,462	\$2,269,249	\$10,254	\$3,200,786	
April	\$38,789	\$674,447	\$211,953	\$2,240,983	\$10,847	\$3,177,019	\$10,029,981
May	\$38,916	\$674,272	\$212,044	\$2,424,361	\$8,550	\$3,358,144	
June	\$42,582	\$668,825	\$197,185	\$2,572,375	\$13,850	\$3,494,818	
Total Expended	\$537,817	\$8,365,043	\$2,607,758	\$26,598,897	\$147,831	\$38,257,347	\$38,257,347
Average	\$44,818	\$697,087	\$217,313	\$2,216,575	\$12,319	\$3,188,112	\$9,564,337
% of Total	1.4%	21.9%	6.8%	69.5%	0.4%	100.0%	

Footnote: See definition/descriptions on front page.

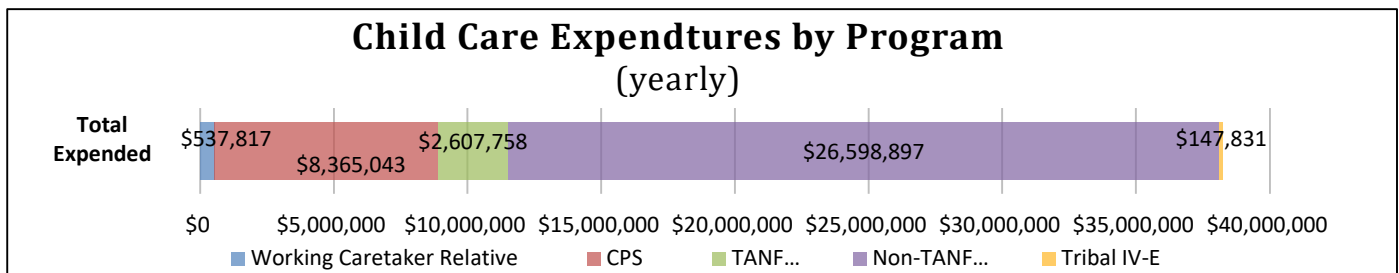
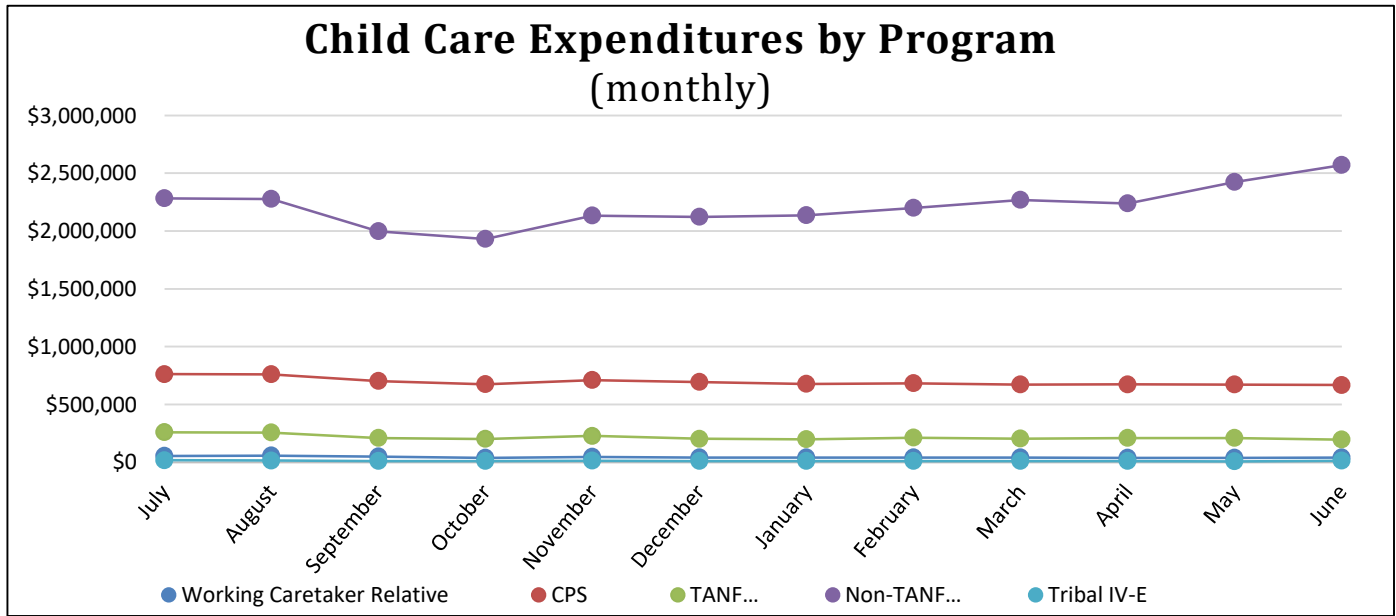


Table 7: Ages of Children in Care by Program Type - SFY 2022

June 2022	Unduplicated Children by Age by Program Type					Unduplicated Children
Age of Children	Working Caretaker Relative	CPS	TANF (Block Grant)	Non-TANF (Block Grant)	Tribal IV-E	Age Distribution of Children receiving Child Care (See Graph on Page 4)
Age 0	-	45	11	106	-	162
Age 1	1	118	30	269	1	419
Age 2	3	126	41	378	1	548
Age 3	6	124	42	489	5	666
Age 4	9	105	30	468	2	614
Age 5	8	91	28	426	2	553
Age 6	6	55	18	294	-	372
Age 7	4	35	12	224	2	277
Age 8	5	19	10	167	2	203
Age 9	4	25	6	128	-	163
Age 10	1	13	4	88	-	106
Age 11	2	9	2	72	-	85
Age 12	-	6	-	27	-	33
Age 13	-	-	-	12	-	12
Age 14	-	1	-	1	-	2
Age 15	-	-	-	-	-	-
Age 16	-	-	-	-	-	-
Age 17	-	-	-	1	-	1
Age 18	-	-	-	-	-	-
Total	49	772	234	3,150	15	4,216
% of Total	1.2%	18.3%	5.6%	74.7%	0.4%	

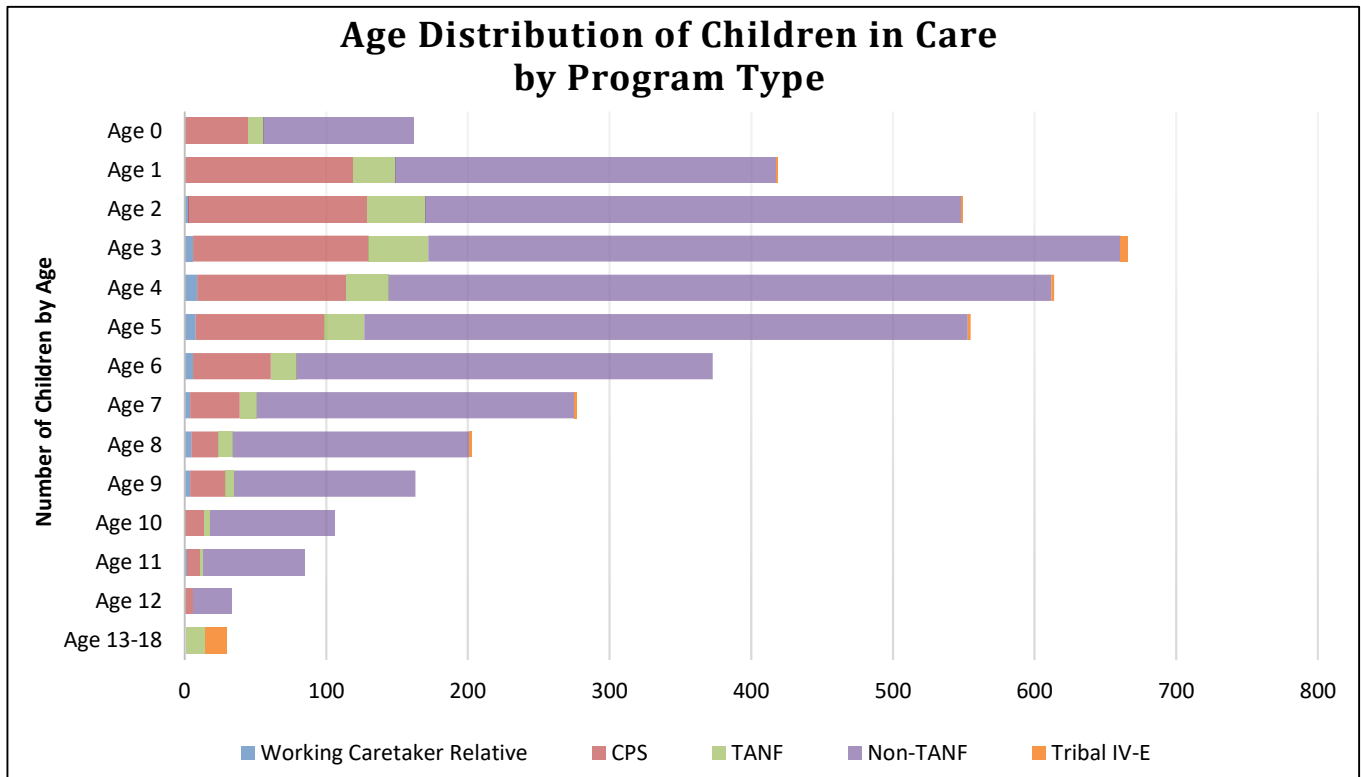


Table 8: Ages of Children in Care by Facility Type - SFY 2022

June 2022	Unduplicated Children by Age by Facility Type					Unduplicated Children
Age of Children	Relative Care Exempt	Family Friend Neighbor	Family	Group	Center	Age Distribution of Children receiving Child Care
Age 0	4	3	11	66	79	162
Age 1	7	5	25	170	213	419
Age 2	15	3	58	222	255	548
Age 3	13	7	47	255	354	666
Age 4	17	3	40	214	350	614
Age 5	11	5	42	190	311	553
Age 6	13	1	33	127	207	372
Age 7	12	6	20	106	137	277
Age 8	17	2	12	76	101	203
Age 9	8	7	10	54	86	163
Age 10	10	3	4	33	57	106
Age 11	11	4	7	25	38	85
Age 12	5	-	1	14	13	33
Age 13	4	-	-	5	3	12
Age 14	1	-	-	1	-	2
Age 15	-	-	-	-	-	-
Age 16	-	-	-	-	-	-
Age 17	1	-	-	-	-	1
Age 18	-	-	-	-	-	-
Total	149	49	310	1,558	2,204	4,216
% of Total	3.5%	1.2%	7.4%	37.0%	52.3%	

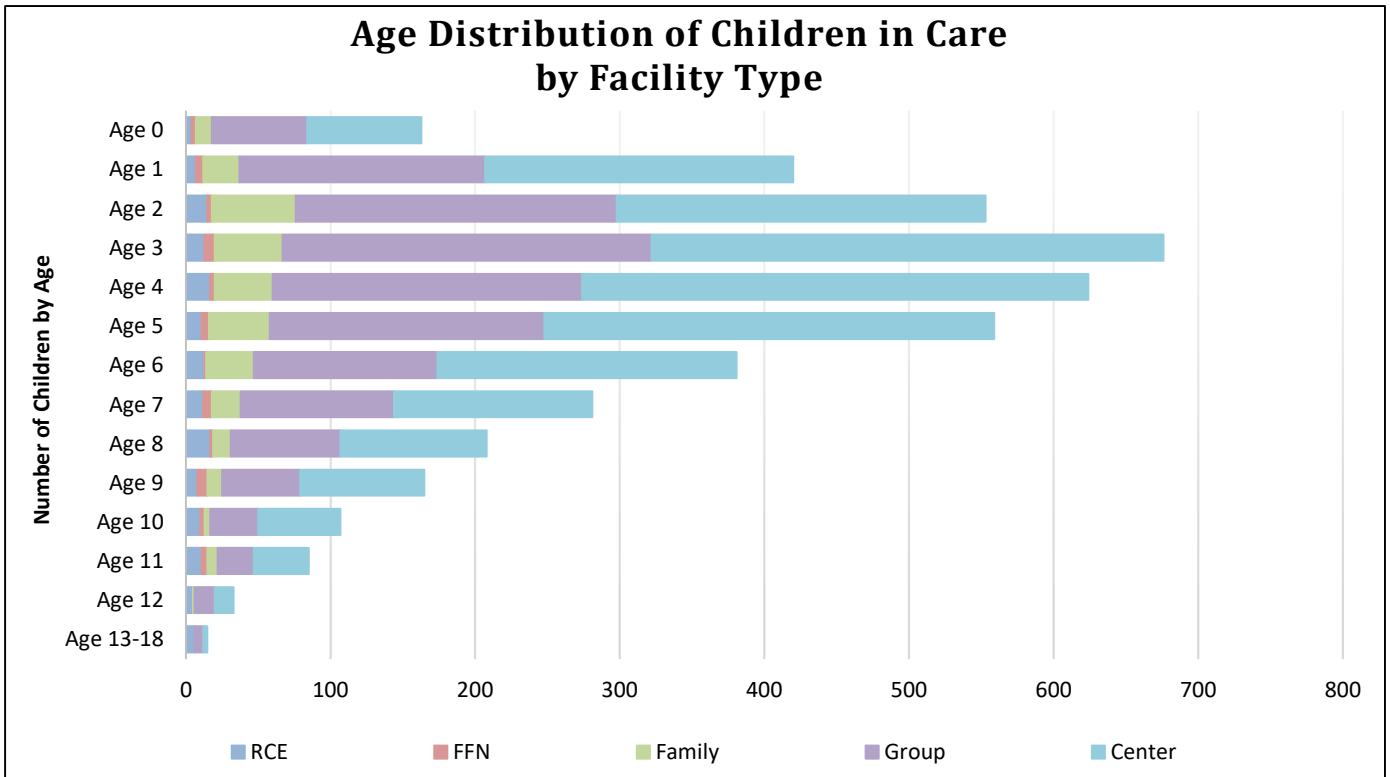


Table 9: Ages of Children in Care per Month - SFY 2022

Age Distribution of Children Receiving Child Care Per Month													
Age of Children	July 2021	Aug 2021	Sept 2021	Oct 2021	Nov 2021	Dec 2021	Jan 2022	Feb 2022	Mar 2022	Apr 2022	May 2022	June 2022	Average
Age 0	177	188	209	207	214	221	208	203	202	196	179	162	197
Age 1	390	399	422	394	397	407	403	401	404	412	432	419	407
Age 2	536	530	573	567	585	592	596	585	594	590	587	548	574
Age 3	566	564	557	536	595	630	635	617	643	648	683	666	612
Age 4	590	596	599	579	589	611	609	632	631	605	615	614	606
Age 5	555	525	418	395	422	484	491	507	537	551	572	553	501
Age 6	338	338	284	266	301	300	295	317	326	339	355	372	319
Age 7	284	266	221	211	224	232	231	222	231	235	247	277	240
Age 8	188	197	163	163	188	189	186	206	202	218	226	203	194
Age 9	140	141	117	127	135	136	138	138	148	153	152	163	141
Age 10	102	102	80	79	93	94	98	106	103	105	103	106	98
Age 11	72	67	44	50	50	63	62	70	74	66	72	85	65
Age 12	38	34	32	35	33	32	30	31	34	35	36	33	34
Age 13	12	13	8	9	9	9	11	9	11	13	15	12	11
Age 14	1	1	1	1	2	2	2	2	2	2	3	2	2
Age 15	-	-	-	-	-	-	-	-	-	1	-	-	1
Age 16	-	-	-	-	-	-	-	-	-	-	-	-	-
Age 17	-	-	-	-	-	1	1	1	1	1	1	1	1
Age 18	-	-	-	-	-	-	-	-	-	-	-	-	-
Total	3,989	3,961	3,728	3,619	3,837	4,003	3,996	4,047	4,143	4,170	4,278	4,216	4,000

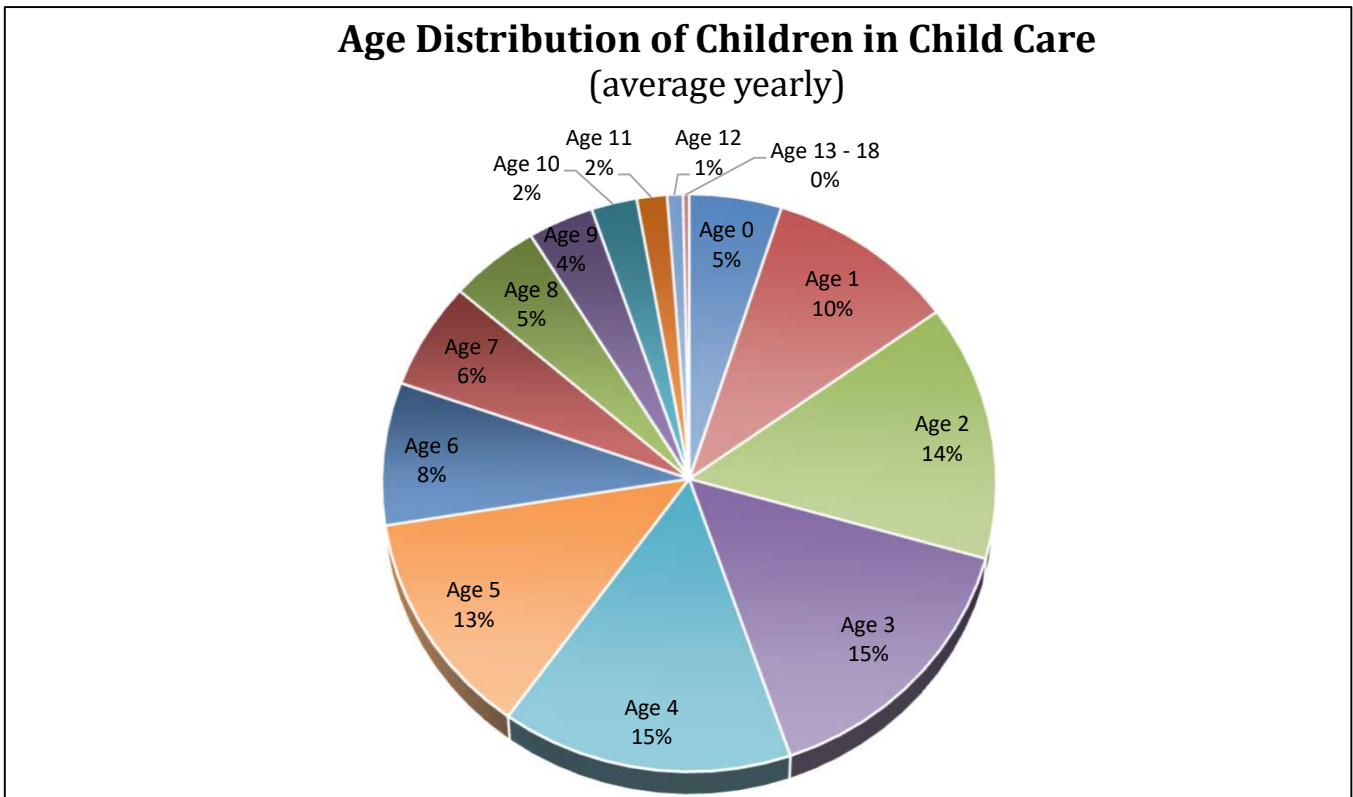


Table 10: Center Child Care by Program - SFY 2022

	Monthly Totals					Year to Date Totals				
	Undup Children	Undup Providers	Expenditures	Service Hours		Undup Children	Undup Providers	Expenditures	Service Hours	
Working Caretaker Relative	43	22	\$39,812	5,587		43	22	\$39,812	5,587	
CPS	470	115	\$448,672	64,357		470	115	\$448,672	64,357	
TANF (Block Grant)	172	59	\$170,907	22,463		172	59	\$170,907	22,463	
Non-TANF (Block Grant)	1,462	154	\$1,326,223	198,391		1,462	154	\$1,326,223	198,391	
Tribal IV-E	7	3	\$6,322	1,026		7	3	\$6,322	1,026	
July Total	2,152	170	\$1,991,936	291,825		2,152	170	\$1,991,936	291,825	
Working Caretaker Relative	41	22	\$37,794	4,941		44	24	\$77,606	10,528	
CPS	458	115	\$434,605	57,822		542	130	\$883,277	122,179	
TANF (Block Grant)	164	62	\$158,016	16,499		197	68	\$328,923	38,963	
Non-TANF (Block Grant)	1,478	164	\$1,346,312	174,803		1,688	179	\$2,672,536	373,195	
Tribal IV-E	6	2	\$5,457	921		7	3	\$11,778	1,947	
August Total	2,144	180	\$1,982,184	254,987		2,453	197	\$3,974,119	546,812	
Working Caretaker Relative	36	19	\$30,849	3,184		46	27	\$108,455	13,712	
CPS	444	129	\$420,628	48,460		591	145	\$1,303,905	170,639	
TANF (Block Grant)	141	61	\$127,402	13,540		216	75	\$456,325	52,503	
Non-TANF (Block Grant)	1,415	176	\$1,177,379	142,330		1,872	195	\$3,849,915	515,524	
Tribal IV-E	4	1	\$3,872	615		7	3	\$15,650	2,563	
September Total	2,038	201	\$1,760,130	208,129		2,696	221	\$5,734,249	754,941	
Working Caretaker Relative	31	18	\$25,810	3,412		48	29	\$134,265	17,124	
CPS	417	120	\$402,495	46,995		625	153	\$1,706,400	217,634	
TANF (Block Grant)	135	58	\$126,315	12,868		228	79	\$582,640	65,371	
Non-TANF (Block Grant)	1,336	170	\$1,106,764	134,358		1,962	197	\$4,956,679	649,882	
Tribal IV-E	4	1	\$3,883	644		7	3	\$19,533	3,206	
October Total	1,922	195	\$1,665,266	198,276		2,820	226	\$7,399,516	953,217	
Working Caretaker Relative	37	20	\$33,574	3,391		52	31	\$167,839	20,515	
CPS	450	132	\$429,579	48,661		655	156	\$2,135,978	266,295	
TANF (Block Grant)	149	66	\$148,109	14,753		236	82	\$730,748	80,125	
Non-TANF (Block Grant)	1,432	178	\$1,200,008	142,559		2,054	204	\$6,156,687	792,441	
Tribal IV-E	6	3	\$7,377	965		9	5	\$26,910	4,171	
November Total	2,070	207	\$1,818,647	210,329		2,945	231	\$9,218,163	1,163,546	
Working Caretaker Relative	40	24	\$30,981	3,498		53	32	\$198,820	24,013	
CPS	443	127	\$413,000	48,271		690	165	\$2,548,979	314,566	
TANF (Block Grant)	127	59	\$121,414	12,667		244	87	\$852,162	92,791	
Non-TANF (Block Grant)	1,417	181	\$1,168,629	142,836		2,147	216	\$7,325,316	935,276	
Tribal IV-E	6	3	\$5,590	736		9	5	\$32,500	4,908	
December Total	2,032	200	\$1,739,614	208,008		3,074	237	\$10,957,777	1,371,554	
Working Caretaker Relative	41	22	\$33,673	3,218		56	32	\$232,493	27,231	
CPS	431	126	\$402,021	47,445		726	171	\$2,951,000	362,011	
TANF (Block Grant)	133	61	\$118,956	12,033		258	93	\$971,118	104,824	
Non-TANF (Block Grant)	1,524	194	\$1,228,150	141,206		2,250	228	\$8,553,466	1,076,482	
Tribal IV-E	6	3	\$5,432	544		9	5	\$37,931	5,452	
January Total	2,134	205	\$1,788,232	204,446		3,214	242	\$12,746,008	1,576,000	
Working Caretaker Relative	40	21	\$34,061	3,501		58	34	\$266,554	30,732	
CPS	430	124	\$403,567	47,825		746	175	\$3,354,567	409,836	
TANF (Block Grant)	144	66	\$126,124	11,983		276	96	\$1,097,242	116,806	
Non-TANF (Block Grant)	1,546	210	\$1,242,259	146,759		2,340	241	\$9,795,725	1,223,241	
Tribal IV-E	7	4	\$7,203	908		10	6	\$45,135	6,359	
February Total	2,164	204	\$1,813,214	210,975		3,319	244	\$14,559,222	1,786,974	
Working Caretaker Relative	39	22	\$32,213	3,787		59	35	\$298,767	34,519	
CPS	425	127	\$394,169	53,489		775	177	\$3,748,735	463,324	
TANF (Block Grant)	141	66	\$126,693	14,734		293	99	\$1,223,935	131,540	
Non-TANF (Block Grant)	1,611	213	\$1,297,622	178,955		2,442	249	\$11,093,347	1,402,196	
Tribal IV-E	7	4	\$6,451	1,143		10	6	\$51,586	7,502	
March Total	2,222	211	\$1,857,147	252,108		3,442	249	\$16,416,370	2,039,082	
Working Caretaker Relative	38	20	\$29,970	3,385		59	35	\$328,736	37,904	
CPS	417	120	\$380,309	44,381		805	178	\$4,129,045	507,706	
TANF (Block Grant)	140	59	\$125,376	13,908		306	99	\$1,349,312	145,448	
Non-TANF (Block Grant)	1,623	215	\$1,299,207	165,367		2,531	257	\$12,392,553	1,567,563	
Tribal IV-E	7	4	\$6,352	951		10	6	\$57,937	8,453	
April Total	2,225	200	\$1,841,214	227,993		3,558	250	\$18,257,583	2,267,074	
Working Caretaker Relative	39	21	\$30,798	3,655		60	36	\$359,535	41,559	
CPS	413	121	\$385,123	48,281		836	182	\$4,514,168	555,986	
TANF (Block Grant)	136	59	\$127,903	14,485		320	104	\$1,477,215	159,934	
Non-TANF (Block Grant)	1,654	226	\$1,355,645	175,829		2,642	270	\$13,748,198	1,743,393	
Tribal IV-E	7	4	\$6,350	1,009		10	6	\$64,287	9,462	
May Total	2,245	208	\$1,905,819	243,259		3,699	254	\$20,163,403	2,510,333	
Working Caretaker Relative	33	17	\$30,610	4,510		63	37	\$390,145	46,068	
CPS	410	116	\$376,999	50,220		869	185	\$4,891,166	606,206	
TANF (Block Grant)	126	55	\$116,144	14,536		346	107	\$1,593,359	174,469	
Non-TANF (Block Grant)	1,632	225	\$1,484,707	207,896		2,767	279	\$15,232,905	1,951,288	
Tribal IV-E	7	4	\$6,392	1,147		10	6	\$70,679	10,609	
June Total	2,205	209	\$2,014,853	278,308		3,853	259	\$22,178,255	2,788,641	

Footnotes: See definition/descriptions on front page.

Table 11: Group Child Care by Program - SFY 2022

	Monthly Totals					Year to Date Totals				
	Undup Children	Undup Providers	Expenditures	Service Hours		Undup Children	Undup Providers	Expenditures	Service Hours	
Working Caretaker Relative	19	9	\$12,654	1,952		19	9	\$12,654	1,952	
CPS	347	130	\$268,214	48,229		347	130	\$268,214	48,229	
TANF (Block Grant)	106	50	\$77,477	12,224		106	50	\$77,477	12,224	
Non-TANF (Block Grant)	1,016	221	\$763,956	141,318		1,016	221	\$763,956	141,318	
Tribal IV-E	9	3	\$9,500	1,561		9	3	\$9,500	1,561	
July Total	1,497	251	\$1,131,801	205,284		1,497	251	\$1,131,801	205,284	
Working Caretaker Relative	22	12	\$17,294	2,624		23	13	\$29,949	4,576	
CPS	355	132	\$278,140	47,125		410	146	\$546,353	95,354	
TANF (Block Grant)	111	51	\$86,099	12,862		131	60	\$163,577	25,086	
Non-TANF (Block Grant)	1,001	220	\$733,200	129,385		1,163	238	\$1,497,156	270,703	
Tribal IV-E	10	4	\$7,729	942		10	4	\$17,229	2,503	
August Total	1,497	248	\$1,122,463	192,938		1,722	270	\$2,254,263	398,223	
Working Caretaker Relative	22	12	\$15,336	1,470		24	14	\$45,284	6,046	
CPS	310	125	\$242,160	34,928		453	158	\$788,513	130,283	
TANF (Block Grant)	92	41	\$67,321	8,680		138	61	\$230,898	33,767	
Non-TANF (Block Grant)	921	202	\$636,587	96,952		1,272	246	\$2,133,743	367,655	
Tribal IV-E	7	3	\$5,453	585		10	4	\$22,681	3,089	
September Total	1,350	230	\$966,857	142,616		1,867	277	\$3,221,120	540,838	
Working Caretaker Relative	13	9	\$9,290	889		24	14	\$54,575	6,934	
CPS	303	120	\$231,706	33,190		485	164	\$1,020,219	163,473	
TANF (Block Grant)	86	43	\$63,529	8,404		156	72	\$294,427	42,171	
Non-TANF (Block Grant)	932	198	\$632,316	90,931		1,347	252	\$2,766,059	458,586	
Tribal IV-E	8	4	\$6,503	712		10	4	\$29,184	3,801	
October Total	1,342	229	\$943,343	134,126		1,989	283	\$4,164,463	674,964	
Working Caretaker Relative	13	11	\$10,021	1,214		25	15	\$64,596	8,148	
CPS	307	116	\$246,932	33,122		512	167	\$1,267,151	196,595	
TANF (Block Grant)	81	43	\$68,904	9,079		165	75	\$363,331	51,250	
Non-TANF (Block Grant)	1,016	208	\$722,537	101,601		1,467	258	\$3,488,596	560,186	
Tribal IV-E	7	4	\$5,488	694		10	4	\$34,672	4,494	
November Total	1,423	230	\$1,053,882	145,710		2,129	287	\$5,218,345	820,673	
Working Caretaker Relative	10	8	\$6,491	511		25	15	\$71,088	8,659	
CPS	321	114	\$242,309	34,880		541	172	\$1,509,460	231,476	
TANF (Block Grant)	87	42	\$65,547	9,428		175	79	\$428,877	60,678	
Non-TANF (Block Grant)	1,076	233	\$736,675	112,913		1,570	283	\$4,225,271	673,100	
Tribal IV-E	5	2	\$4,014	689		10	4	\$38,686	5,184	
December Total	1,495	248	\$1,055,036	158,423		2,268	302	\$6,273,381	979,096	
Working Caretaker Relative	8	7	\$5,165	603		25	15	\$76,253	9,263	
CPS	316	114	\$234,721	33,537		570	181	\$1,744,180	265,013	
TANF (Block Grant)	87	41	\$63,114	8,554		184	82	\$491,992	69,232	
Non-TANF (Block Grant)	1,049	241	\$690,762	103,004		1,647	302	\$4,916,033	776,104	
Tribal IV-E	5	2	\$3,853	620		10	4	\$42,539	5,803	
January Total	1,463	243	\$997,615	146,319		2,375	310	\$7,270,996	1,125,415	
Working Caretaker Relative	8	7	\$5,165	657		25	15	\$81,417	9,920	
CPS	315	116	\$244,279	32,759		587	185	\$1,988,459	297,772	
TANF (Block Grant)	94	44	\$73,315	9,679		195	89	\$565,306	78,911	
Non-TANF (Block Grant)	1,083	253	\$735,519	110,628		1,730	316	\$5,651,552	886,731	
Tribal IV-E	3	2	\$2,292	255		10	4	\$44,831	6,058	
February Total	1,502	254	\$1,060,569	153,977		2,475	320	\$8,331,566	1,279,391	
Working Caretaker Relative	8	7	\$5,170	656		25	15	\$86,587	10,576	
CPS	319	116	\$242,950	39,029		617	192	\$2,231,409	336,800	
TANF (Block Grant)	87	44	\$66,851	10,526		198	94	\$632,158	89,437	
Non-TANF (Block Grant)	1,133	259	\$747,983	125,443		1,806	324	\$6,399,535	1,012,174	
Tribal IV-E	3	2	\$2,338	359		10	4	\$47,168	6,417	
March Total	1,547	255	\$1,065,291	176,013		2,578	328	\$9,396,857	1,455,404	
Working Caretaker Relative	8	7	\$5,192	606		25	16	\$91,779	11,182	
CPS	318	117	\$240,325	36,167		645	195	\$2,471,734	372,967	
TANF (Block Grant)	96	49	\$71,600	9,939		209	97	\$703,757	99,376	
Non-TANF (Block Grant)	1,110	250	\$723,072	116,585		1,865	329	\$7,122,607	1,128,760	
Tribal IV-E	4	3	\$3,066	361		11	5	\$50,234	6,779	
April Total	1,535	251	\$1,043,254	163,659		2,673	331	\$10,440,111	1,619,063	
Working Caretaker Relative	8	7	\$5,312	652		26	17	\$97,091	11,833	
CPS	320	120	\$237,985	37,713		667	200	\$2,709,719	410,680	
TANF (Block Grant)	99	49	\$74,864	10,279		223	101	\$778,622	109,655	
Non-TANF (Block Grant)	1,206	272	\$820,456	130,190		1,951	341	\$7,943,063	1,258,950	
Tribal IV-E	1	1	\$770	66		11	5	\$51,004	6,844	
May Total	1,629	264	\$1,139,387	178,900		2,788	339	\$11,579,498	1,797,964	
Working Caretaker Relative	8	7	\$5,302	686		26	17	\$102,393	12,519	
CPS	301	108	\$238,299	42,035		698	202	\$2,948,018	452,715	
TANF (Block Grant)	93	45	\$70,077	11,444		238	103	\$848,698	121,099	
Non-TANF (Block Grant)	1,151	265	\$823,839	144,844		2,036	353	\$8,766,902	1,403,795	
Tribal IV-E	6	4	\$6,028	898		12	7	\$57,032	7,742	
June Total	1,558	258	\$1,143,544	199,906		2,910	345	\$12,723,043	1,997,870	

Footnotes: See definition/descriptions on front page.

Table 12: Family Child Care by Program - SFY 2022

	Monthly Totals				Year to Date Totals			
	Undup Children	Undup Providers	Expenditures	Service Hours	Undup Children	Undup Providers	Expenditures	Service Hours
Working Caretaker Relative	5	4	\$2,492	515	5	4	\$2,492	515
CPS	53	29	\$40,023	7,370	53	29	\$40,023	7,370
TANF (Block Grant)	11	7	\$8,237	1,490	11	7	\$8,237	1,490
Non-TANF (Block Grant)	154	53	\$106,685	20,174	154	53	\$106,685	20,174
Tribal IV-E	5	3	\$2,746	739	5	3	\$2,746	739
July Total	228	74	\$160,182	30,288	228	74	\$160,182	30,288
Working Caretaker Relative	6	5	\$2,216	524	6	5	\$4,708	1,039
CPS	52	31	\$36,347	6,205	59	33	\$76,370	13,575
TANF (Block Grant)	13	7	\$8,456	1,672	13	8	\$16,692	3,162
Non-TANF (Block Grant)	164	55	\$114,396	21,692	176	57	\$221,081	41,866
Tribal IV-E	5	3	\$2,438	622	5	3	\$5,184	1,361
August Total	239	75	\$163,853	30,715	258	78	\$324,035	61,003
Working Caretaker Relative	3	3	\$1,392	87	6	5	\$6,100	1,125
CPS	47	26	\$35,572	5,310	67	34	\$111,942	18,885
TANF (Block Grant)	12	8	\$7,941	1,268	14	9	\$24,633	4,429
Non-TANF (Block Grant)	169	57	\$111,529	19,361	194	61	\$332,610	61,227
Tribal IV-E	2	2	\$1,981	242	5	4	\$7,165	1,603
September Total	233	73	\$158,415	26,267	285	83	\$482,450	87,270
Working Caretaker Relative	4	4	\$1,452	99	6	5	\$7,552	1,225
CPS	46	23	\$33,308	4,145	74	35	\$145,250	23,030
TANF (Block Grant)	15	7	\$7,633	1,095	17	9	\$32,266	5,525
Non-TANF (Block Grant)	181	57	\$119,321	18,464	215	64	\$451,931	79,690
Tribal IV-E	2	1	\$1,439	250	5	4	\$8,604	1,853
October Total	248	69	\$163,153	24,053	314	85	\$645,603	111,322
Working Caretaker Relative	2	2	\$772	44	6	5	\$8,324	1,268
CPS	37	25	\$30,160	4,761	78	37	\$175,410	27,790
TANF (Block Grant)	10	4	\$4,630	846	17	9	\$36,895	6,371
Non-TANF (Block Grant)	194	65	\$128,245	20,038	239	74	\$580,176	99,728
Tribal IV-E	2	1	\$1,430	242	5	4	\$10,034	2,095
November Total	245	78	\$165,236	25,930	338	93	\$810,840	137,252
Working Caretaker Relative	2	2	\$940	52	6	5	\$9,264	1,321
CPS	41	28	\$32,939	5,307	81	38	\$208,348	33,098
TANF (Block Grant)	15	7	\$8,264	1,257	23	11	\$45,159	7,628
Non-TANF (Block Grant)	207	64	\$134,979	23,619	272	79	\$715,156	123,347
Tribal IV-E	2	1	\$1,465	312	5	4	\$11,499	2,407
December Total	267	80	\$178,587	30,548	378	97	\$989,426	167,800
Working Caretaker Relative	4	4	\$1,943	90	6	5	\$11,207	1,410
CPS	44	31	\$36,120	4,691	87	42	\$244,468	37,788
TANF (Block Grant)	18	10	\$10,188	1,348	27	15	\$55,347	8,976
Non-TANF (Block Grant)	219	74	\$142,881	24,381	301	89	\$858,037	147,728
Tribal IV-E	2	1	\$1,435	242	5	4	\$12,935	2,649
January Total	287	94	\$192,568	30,752	416	109	\$1,181,994	198,552
Working Caretaker Relative	3	3	\$1,392	63	6	5	\$12,599	1,473
CPS	42	27	\$30,803	4,081	90	43	\$275,271	41,870
TANF (Block Grant)	14	9	\$7,140	957	28	16	\$62,487	9,933
Non-TANF (Block Grant)	215	77	\$144,713	23,008	331	96	\$1,002,750	170,736
Tribal IV-E	2	1	\$1,430	216	5	4	\$14,365	2,865
February Total	276	92	\$185,477	28,326	449	114	\$1,367,471	226,878
Working Caretaker Relative	4	4	\$1,501	105	6	5	\$14,100	1,578
CPS	47	29	\$32,776	4,891	96	46	\$308,047	46,760
TANF (Block Grant)	13	6	\$7,225	1,233	30	16	\$69,711	11,166
Non-TANF (Block Grant)	211	77	\$144,416	26,739	346	103	\$1,147,166	197,475
Tribal IV-E	2	1	\$1,465	258	5	4	\$15,830	3,123
March Total	277	92	\$187,383	33,226	470	120	\$1,554,854	260,103
Working Caretaker Relative	3	3	\$806	67	6	5	\$14,905	1,645
CPS	68	33	\$47,841	6,973	118	50	\$355,888	53,733
TANF (Block Grant)	15	8	\$8,880	1,340	32	18	\$78,592	12,506
Non-TANF (Block Grant)	235	84	\$147,661	25,307	367	110	\$1,294,827	222,782
Tribal IV-E	2	1	\$1,430	247	5	4	\$17,260	3,370
April Total	323	97	\$206,618	33,934	515	127	\$1,761,472	294,037
Working Caretaker Relative	3	3	\$1,110	47	6	5	\$16,015	1,693
CPS	62	29	\$42,531	5,994	122	51	\$398,419	59,727
TANF (Block Grant)	11	6	\$6,159	1,037	32	18	\$84,750	13,542
Non-TANF (Block Grant)	238	90	\$155,372	25,403	393	119	\$1,450,199	248,186
Tribal IV-E	2	1	\$1,430	226	5	4	\$18,690	3,596
May Total	316	99	\$206,602	32,707	545	133	\$1,968,073	326,743
Working Caretaker Relative	3	3	\$2,291	327	6	5	\$18,306	2,019
CPS	56	27	\$45,427	7,404	126	52	\$443,846	67,130
TANF (Block Grant)	10	7	\$7,430	573	38	21	\$92,180	14,115
Non-TANF (Block Grant)	239	89	\$164,180	28,298	430	128	\$1,614,379	276,484
Tribal IV-E	2	1	\$1,430	320	5	4	\$20,120	3,916
June Total	310	97	\$220,758	36,922	582	140	\$2,188,831	363,665

Footnotes: See definition/descriptions on front page.

Table 13: Family, Friend, Neighbor Child Care by Program - SFY 2022

	Monthly Totals				Year to Date Totals			
	Undup Children	Undup Providers	Expenditures	Service Hours	Undup Children	Undup Providers	Expenditures	Service Hours
Working Caretaker Relative	0	0	\$0	0	0	0	\$0	0
CPS	3	2	\$2,474	656	3	2	\$2,474	656
TANF (Block Grant)	0	0	\$0	0	0	0	\$0	0
Non-TANF (Block Grant)	36	14	\$22,393	5,748	36	14	\$22,393	5,748
Tribal IV-E	0	0	\$0	0	0	0	\$0	0
July Total	39	16	\$24,867	6,404	39	16	\$24,867	6,404
Working Caretaker Relative	0	0	\$0	0	0	0	\$0	0
CPS	3	2	\$2,494	596	3	2	\$4,968	1,252
TANF (Block Grant)	0	0	\$0	0	0	0	\$0	0
Non-TANF (Block Grant)	33	14	\$22,261	4,611	40	16	\$44,654	10,359
Tribal IV-E	0	0	\$0	0	0	0	\$0	0
August Total	36	16	\$24,755	5,207	43	18	\$49,622	11,611
Working Caretaker Relative	0	0	\$0	0	0	0	\$0	0
CPS	1	1	\$571	147	3	2	\$5,540	1,399
TANF (Block Grant)	0	0	\$0	0	0	0	\$0	0
Non-TANF (Block Grant)	30	13	\$16,811	3,889	41	17	\$61,465	14,248
Tribal IV-E	0	0	\$0	0	0	0	\$0	0
September Total	31	14	\$17,382	4,036	44	19	\$67,005	15,647
Working Caretaker Relative	0	0	\$0	0	0	0	\$0	0
CPS	2	2	\$1,266	178	4	3	\$6,806	1,577
TANF (Block Grant)	0	0	\$0	0	0	0	\$0	0
Non-TANF (Block Grant)	29	12	\$17,450	3,782	42	18	\$78,915	18,030
Tribal IV-E	0	0	\$0	0	0	0	\$0	0
October Total	31	14	\$18,716	3,960	46	21	\$85,720	19,607
Working Caretaker Relative	0	0	\$0	0	0	0	\$0	0
CPS	1	1	\$655	140	4	3	\$7,460	1,717
TANF (Block Grant)	0	0	\$0	0	0	0	\$0	0
Non-TANF (Block Grant)	30	13	\$19,211	4,335	44	19	\$98,125	22,364
Tribal IV-E	0	0	\$0	0	0	0	\$0	0
November Total	31	14	\$19,865	4,475	48	22	\$105,586	24,082
Working Caretaker Relative	0	0	\$0	0	0	0	\$0	0
CPS	0	0	\$0	0	4	3	\$7,460	1,717
TANF (Block Grant)	3	1	\$1,869	164	3	1	\$1,869	164
Non-TANF (Block Grant)	32	14	\$18,425	4,343	47	20	\$116,550	26,707
Tribal IV-E	0	0	\$0	0	0	0	\$0	0
December Total	35	15	\$20,293	4,507	54	24	\$125,879	28,588
Working Caretaker Relative	0	0	\$0	0	0	0	\$0	0
CPS	0	0	\$0	0	4	3	\$7,460	1,717
TANF (Block Grant)	3	1	\$1,877	262	3	1	\$3,746	426
Non-TANF (Block Grant)	33	14	\$17,551	4,523	47	20	\$134,101	31,230
Tribal IV-E	0	0	\$0	0	0	0	\$0	0
January Total	36	15	\$19,428	4,785	54	24	\$145,307	33,373
Working Caretaker Relative	1	1	\$393	4	1	1	\$393	4
CPS	0	0	\$0	0	4	3	\$7,460	1,717
TANF (Block Grant)	5	2	\$2,874	319	5	2	\$6,620	745
Non-TANF (Block Grant)	35	16	\$20,776	4,786	52	23	\$154,877	36,016
Tribal IV-E	0	0	\$0	0	0	0	\$0	0
February Total	41	18	\$24,043	5,109	62	28	\$169,349	38,482
Working Caretaker Relative	1	1	\$383	5	1	1	\$775	9
CPS	0	0	\$0	0	4	3	\$7,460	1,717
TANF (Block Grant)	3	1	\$1,930	411	5	2	\$8,549	1,156
Non-TANF (Block Grant)	31	14	\$16,866	4,340	52	23	\$171,742	40,356
Tribal IV-E	0	0	\$0	0	0	0	\$0	0
March Total	35	16	\$19,178	4,756	62	28	\$188,527	43,238
Working Caretaker Relative	1	1	\$383	7	1	1	\$1,158	16
CPS	3	1	\$1,972	390	7	4	\$9,433	2,107
TANF (Block Grant)	3	1	\$1,959	423	5	2	\$10,508	1,579
Non-TANF (Block Grant)	34	14	\$20,672	4,581	54	24	\$192,414	44,936
Tribal IV-E	0	0	\$0	0	0	0	\$0	0
April Total	41	17	\$24,985	5,401	67	30	\$213,513	48,639
Working Caretaker Relative	1	1	\$383	3	1	1	\$1,541	19
CPS	3	1	\$2,160	722	7	4	\$11,593	2,829
TANF (Block Grant)	3	1	\$1,894	346	5	2	\$12,402	1,925
Non-TANF (Block Grant)	39	16	\$23,051	5,114	56	24	\$215,465	50,050
Tribal IV-E	0	0	\$0	0	0	0	\$0	0
May Total	46	19	\$27,488	6,184	69	30	\$241,001	54,823
Working Caretaker Relative	1	1	\$383	2	1	1	\$1,924	21
CPS	3	1	\$2,374	804	7	4	\$13,967	3,633
TANF (Block Grant)	3	1	\$1,894	486	5	2	\$14,296	2,411
Non-TANF (Block Grant)	42	15	\$24,858	5,281	60	24	\$240,323	55,331
Tribal IV-E	0	0	\$0	0	0	0	\$0	0
June Total	49	18	\$29,509	6,573	73	30	\$270,509	61,396

Footnotes: See definition/descriptions on front page.

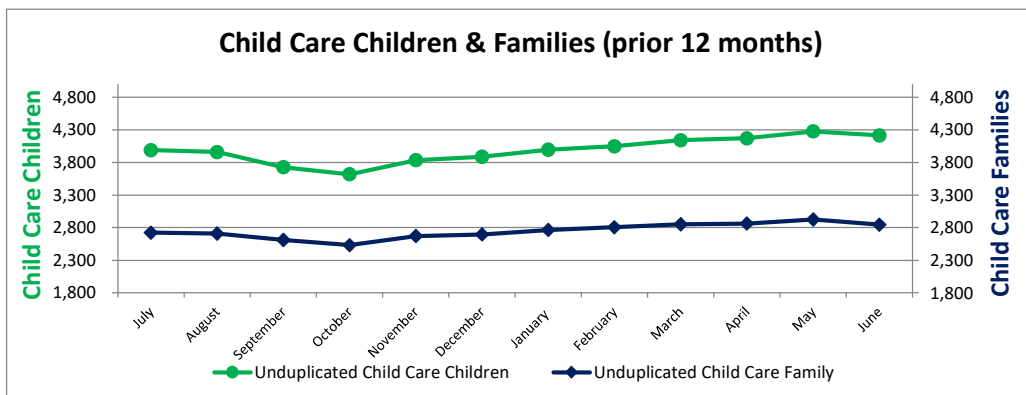
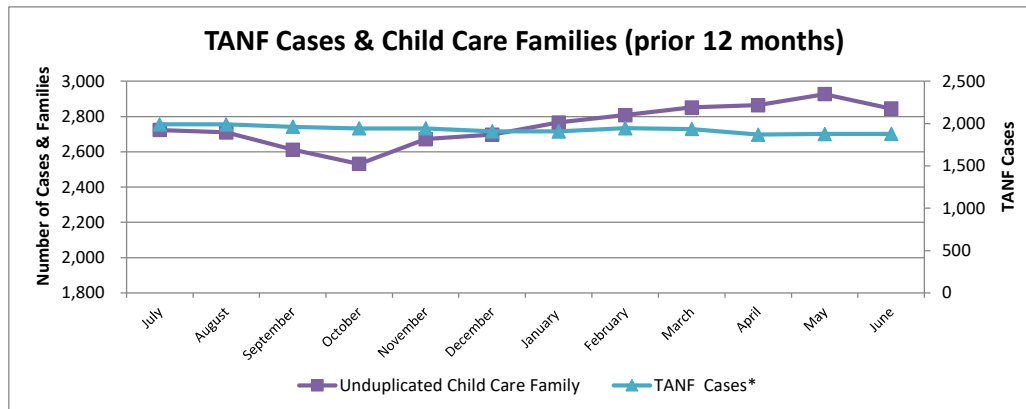
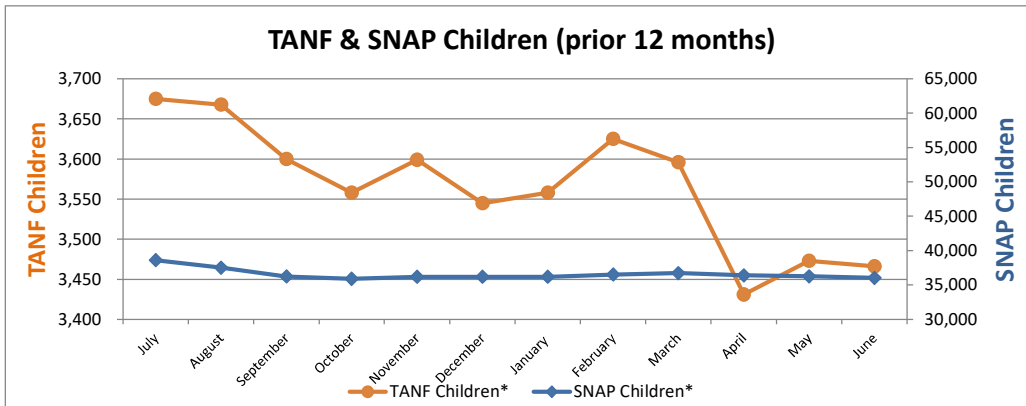
Table 14: Relative Care Exempt Child Care by Program - SFY 2022

	Monthly Totals				Year to Date Totals			
	Undup Children	Undup Providers	Expenditures	Service Hours	Undup Children	Undup Providers	Expenditures	Service Hours
Working Caretaker Relative	2	2	\$1,873	284	2	2	\$1,873	284
CPS	8	4	\$4,591	1,620	8	4	\$4,591	1,620
TANF (Block Grant)	9	3	\$5,093	1,564	9	3	\$5,093	1,564
Non-TANF (Block Grant)	125	56	\$65,862	19,928	125	56	\$65,862	19,928
Tribal IV-E	0	0	\$0	0	0	0	\$0	0
July Total	144	65	\$77,419	23,396	144	65	\$77,419	23,396
Working Caretaker Relative	2	2	\$1,063	326	2	2	\$2,936	610
CPS	12	5	\$9,793	3,208	12	5	\$14,385	4,828
TANF (Block Grant)	12	5	\$6,387	1,959	12	5	\$11,480	3,523
Non-TANF (Block Grant)	114	53	\$62,245	15,825	137	61	\$128,107	35,754
Tribal IV-E	0	0	\$0	0	0	0	\$0	0
August Total	139	64	\$79,489	21,319	162	72	\$156,908	44,715
Working Caretaker Relative	3	2	\$1,684	599	3	2	\$4,620	1,208
CPS	9	4	\$5,075	1,216	12	5	\$19,459	6,044
TANF (Block Grant)	13	5	\$9,361	2,168	14	6	\$20,841	5,691
Non-TANF (Block Grant)	112	57	\$56,084	13,883	154	71	\$184,191	49,637
Tribal IV-E	0	0	\$0	0	0	0	\$0	0
September Total	137	68	\$72,203	17,866	182	83	\$229,111	62,581
Working Caretaker Relative	3	2	\$1,613	443	3	2	\$6,233	1,652
CPS	10	5	\$6,654	1,679	13	6	\$26,113	7,723
TANF (Block Grant)	10	3	\$5,686	1,347	15	6	\$26,526	7,039
Non-TANF (Block Grant)	118	58	\$56,872	13,831	160	74	\$241,063	63,468
Tribal IV-E	0	0	\$0	0	0	0	\$0	0
October Total	141	68	\$70,823	17,301	190	86	\$299,934	79,882
Working Caretaker Relative	4	3	\$2,209	506	4	3	\$8,442	2,158
CPS	10	5	\$5,576	1,301	13	6	\$31,689	9,023
TANF (Block Grant)	11	3	\$7,127	1,410	16	6	\$33,653	8,449
Non-TANF (Block Grant)	127	62	\$63,836	15,617	170	80	\$304,898	79,086
Tribal IV-E	0	0	\$0	0	0	0	\$0	0
November Total	152	73	\$78,748	18,834	202	93	\$378,682	98,715
Working Caretaker Relative	4	3	\$2,169	514	4	3	\$10,610	2,671
CPS	12	5	\$6,639	1,716	13	6	\$38,328	10,739
TANF (Block Grant)	11	3	\$6,748	1,728	16	6	\$40,401	10,177
Non-TANF (Block Grant)	125	64	\$65,155	16,892	175	82	\$370,053	95,977
Tribal IV-E	0	0	\$0	0	0	0	\$0	0
December Total	152	74	\$80,711	20,850	205	94	\$459,393	119,565
Working Caretaker Relative	4	3	\$2,196	437	4	3	\$12,806	3,108
CPS	10	4	\$5,288	1,016	14	7	\$43,616	11,755
TANF (Block Grant)	8	2	\$4,509	1,270	16	6	\$44,910	11,447
Non-TANF (Block Grant)	120	60	\$58,542	14,534	180	85	\$428,595	110,512
Tribal IV-E	0	0	\$0	0	0	0	\$0	0
January Total	142	68	\$70,534	17,257	211	98	\$529,927	136,822
Working Caretaker Relative	4	3	\$2,209	531	4	3	\$15,015	3,640
CPS	7	4	\$4,854	1,267	14	7	\$48,470	13,022
TANF (Block Grant)	6	1	\$3,550	1,213	16	6	\$48,460	12,660
Non-TANF (Block Grant)	118	63	\$58,429	14,327	187	89	\$487,024	124,839
Tribal IV-E	0	0	\$0	0	0	0	\$0	0
February Total	135	71	\$69,043	17,339	218	101	\$598,970	154,161
Working Caretaker Relative	4	3	\$2,286	733	4	3	\$17,301	4,372
CPS	6	3	\$3,376	824	14	7	\$51,846	13,846
TANF (Block Grant)	6	1	\$3,763	1,416	16	6	\$52,223	14,076
Non-TANF (Block Grant)	122	63	\$62,363	16,951	190	91	\$549,387	141,790
Tribal IV-E	0	0	\$0	0	0	0	\$0	0
March Total	138	70	\$71,788	19,923	221	103	\$670,757	174,084
Working Caretaker Relative	5	3	\$2,439	696	6	4	\$19,740	5,068
CPS	7	4	\$4,000	1,009	15	8	\$55,847	14,855
TANF (Block Grant)	7	2	\$4,138	1,352	17	7	\$56,360	15,428
Non-TANF (Block Grant)	107	55	\$50,371	12,551	190	91	\$599,759	154,341
Tribal IV-E	0	0	\$0	0	0	0	\$0	0
April Total	126	64	\$60,948	15,608	225	106	\$731,706	189,692
Working Caretaker Relative	3	2	\$1,313	393	6	4	\$21,053	5,461
CPS	10	6	\$6,473	1,666	16	9	\$62,320	16,521
TANF (Block Grant)	2	1	\$1,224	460	18	7	\$57,584	15,888
Non-TANF (Block Grant)	130	62	\$69,837	18,035	199	94	\$669,596	172,376
Tribal IV-E	0	0	\$0	0	0	0	\$0	0
May Total	145	71	\$78,848	20,554	232	109	\$810,553	210,245
Working Caretaker Relative	5	3	\$3,996	1,048	6	4	\$25,049	6,509
CPS	11	6	\$5,727	1,923	17	9	\$68,047	18,444
TANF (Block Grant)	3	1	\$1,640	660	19	7	\$59,224	16,548
Non-TANF (Block Grant)	130	62	\$74,792	19,637	206	96	\$744,388	192,013
Tribal IV-E	0	0	\$0	0	0	0	\$0	0
June Total	149	71	\$86,155	23,269	241	111	\$896,708	233,514

Footnotes: See definition/descriptions on front page.

Table 15: Child Care/TANF/SNAP Comparison - SFY 2022
(prior 12 months)

Month	Fiscal Year	Unduplicated Child Care Children	Unduplicated Child Care Family	TANF Cases*	TANF Children*	SNAP Children*	SNAP Cases*
July	2021	3,989	2,724	1,989	3,675	38,614	48,237
August	2021	3,961	2,710	1,990	3,668	37,503	47,457
September	2021	3,728	2,612	1,964	3,600	36,229	46,618
October	2021	3,619	2,532	1,943	3,558	35,887	45,860
November	2021	3,837	2,673	1,944	3,599	36,199	45,490
December	2021	3,888	2,697	1,908	3,545	36,198	45,302
January	2022	3,996	2,767	1,909	3,558	36,175	45,089
February	2022	4,047	2,808	1,946	3,625	36,501	45,053
March	2022	4,143	2,852	1,935	3,596	36,725	45,515
April	2022	4,170	2,864	1,870	3,431	36,400	45,466
May	2022	4,278	2,927	1,878	3,473	36,244	45,445
June	2022	4,216	2,845	1,881	3,466	36,016	45,431
Average		3,989	2,751	1,930	3,566	36,558	45,914



TANF: Temporary Assistance for Needy Families
SNAP: Supplemental Nutrition Assistance Program
*TANF/Snap breakdown not available.