

**PREPARED BY - DEPARTMENT OF  
PUBLIC HEALTH AND HUMAN SERVICES  
OPERATIONS AND TECHNOLOGY DIVISION**

**EXPLANATION OF PROGRAMS**

**TEMPORARY ASSISTANCE FOR NEEDY FAMILIES (TANF):** TANF cash assistance is a program providing temporary financial assistance to needy families. The receipt of TANF cash assistance is limited to 60 months in an adult's lifetime. Temporary financial assistance may be provided to the following families and individuals: Minor Children; Specified relatives with whom the children are living; The minor children's blood-related/adoptive siblings with whom the children are living; Pregnant women in their last trimester who have no other eligible children; and Refugees with minor dependent children.

**FOOD STAMPS (FS):** This program supplements the food costs of low income households with food stamps issued through EBT (Electronic Benefit Transaction) where a debit card is used for purchasing food products. This data is reported by household (case), recipient and amount. There are two kinds of assistance: Public-Assistance food stamp households in which all members receive income from TANF or SSI. All other food stamps are considered Non-Assistance. Amounts reflect the actual value of benefits issued.

**MEDICAL ASSISTANCE (MEDICAID)\*:** Payment of medical costs for TANF and SSI individuals and families, and for others who qualify. Each person is counted as a case. Cases are unduplicated by county and by state. For example, if a case moves between counties, the case would be counted in both counties, but only once in the state total. For Table 6 "Child" refers to children under 19 years of age and is comprised of TANF, Foster Care, Ribicoff, Poverty level infant and Subsidized adoption children.

**LOW INCOME ENERGY ASSISTANCE PROGRAM (LIEAP):** Direct payment to fuel vendors for heating on behalf of low income families and senior citizens. The season runs from October 1 through April 30.

**VOCATIONAL REHABILITATION:** Evaluation, counseling, training, medical and an array of other services to people with physical and mental disabilities which constitutes or results in a substantial impediment to employment and the person requires and can benefit from employment and the person requires and can benefit from vocational rehabilitation services to enter, engage or retain gainful employment.

**VISUAL SERVICES:** Evaluation, counseling, training, medical treatment, orientation and mobility services, and special low-vision aides to assist the visually impaired become as independent as possible.

**CHILD CARE:** There are four TANF related child care programs. All of the programs are designed to help TANF eligible or potentially eligible families become or remain self-sufficient. Clients must either be working or attending approved education or training activities and in some cases must pay a co-payment.

**CHILDREN'S HEALTH INSURANCE PROGRAM:** The Children's Health Insurance Plan (CHIP) is a federal and state funded insurance plan for children up to 19 years old. Household income must meet eligibility requirements. DPHHS pays a premium each month for each child enrolled in CHIP. CHIP covers a wide array of medical services, dental services and eyeglasses for eligible children.

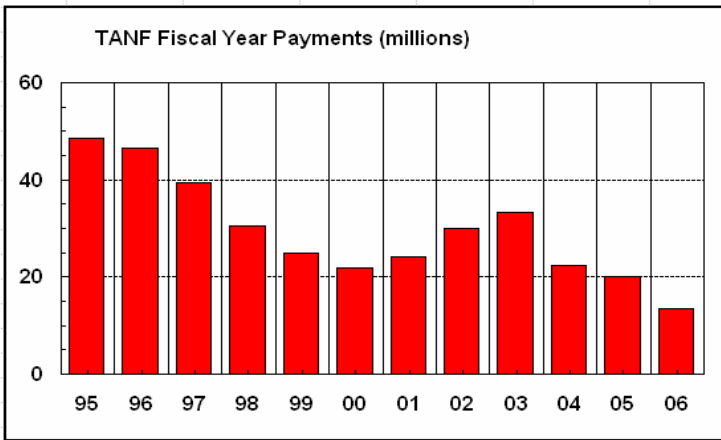
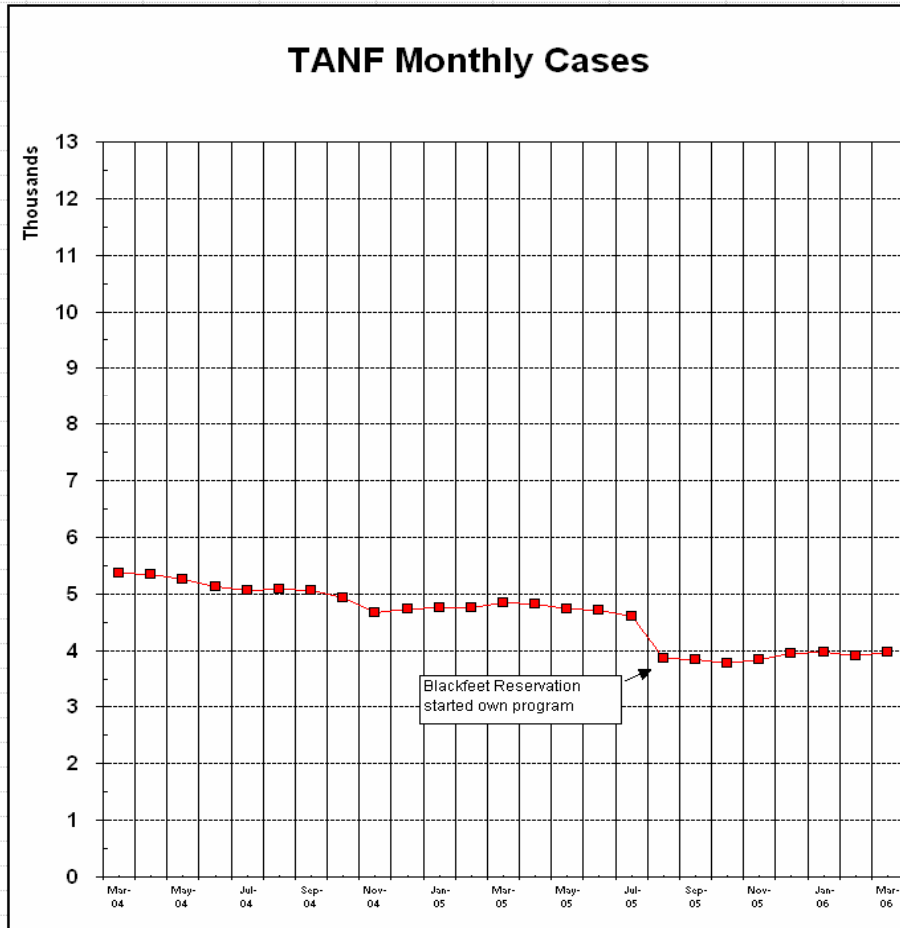
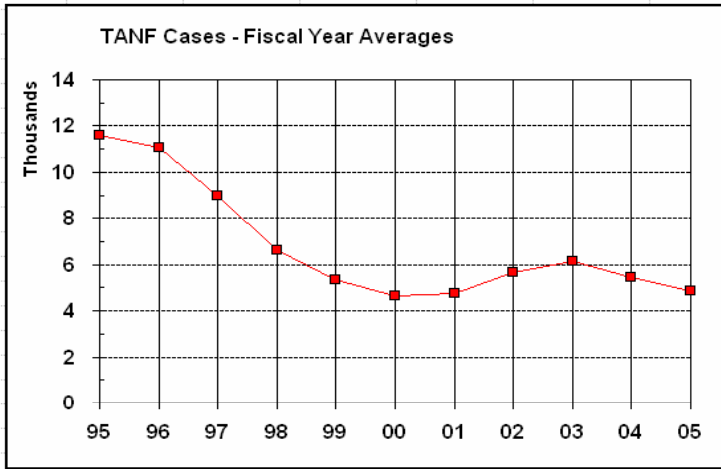
**MENTAL HEALTH (MEDICAID):** Consumers eligible for services include Medicaid recipients and other low income Montana's with severe mental illness or emotional disturbance.

**STATE FUNDED MENTAL HEALTH (NON-MEDICAID):** Montana Medicaid and the Montana Mental Health Services Plan provide medically necessary mental health services to eligible individuals. Eligibility for the Mental Health Services plan is established for adults who have an income at or below 150% of the federal poverty level and who have been determined by a licensed mental health professional to have a severe disabling mental illness. Children and adolescents who are eligible for CHIP and who have been determined to have a serious emotional disturbance are eligible for the Mental Health Services Plan. A limited number of children who have been found ineligible for CHIP, but have a family income less than 150% of the federal poverty level and have a serious emotional disturbance may also be enrolled in the Mental Health Services Plan and receive a basic plan of benefits.

\* Cases, recipients, and payments are derived from agency payrolls.

Questions/Address change? Contact Carl McMahon at (406)-444-9358.

**TEMPORARY ASSISTANCE FOR NEEDY FAMILIES**  
**Figure 1** **MARCH 2006**

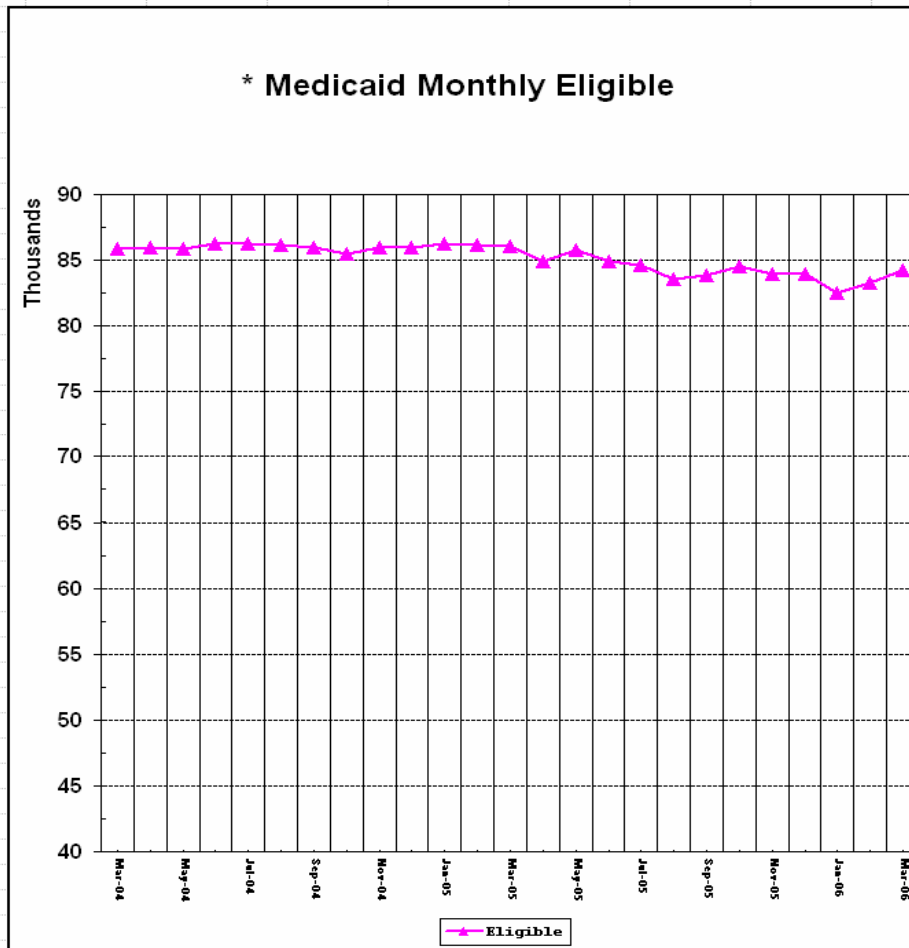
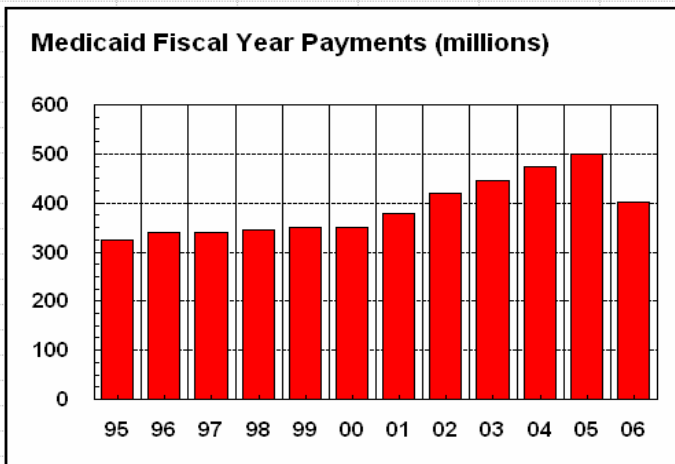
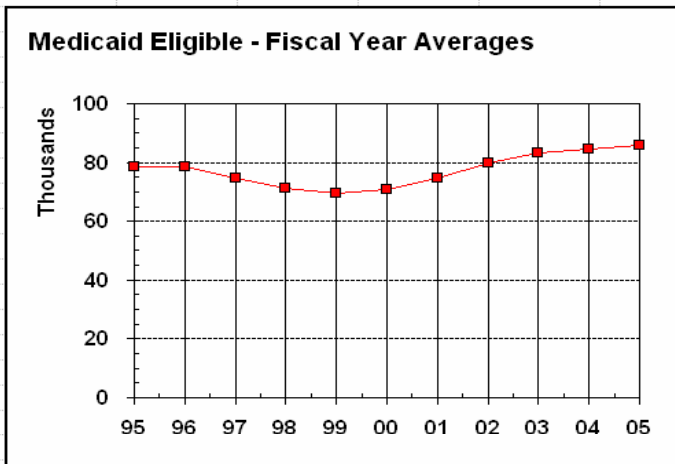


Decrease in caseloads for August 2005 due to Blackfeet reservation doing its own Cash Assistance program which affects Glacier and Pondera counties.

**MEDICAID**  
**Figure 2**

**MARCH 2006**

**PAGE 2**



In the past I reported claims for Fiscal year Average and Monthly eligible. Effective January 2005 these will be eligible from Query Path.

\* Monthly Eligible does not include CHIP and State Funded Medicaid Eligible. Because of retroactive eligibility, the numbers will increase when reran in Query Path after a period of time. I will be taking a snapshot each month.

# FOOD STAMPS

## Figure 3

MARCH 2006

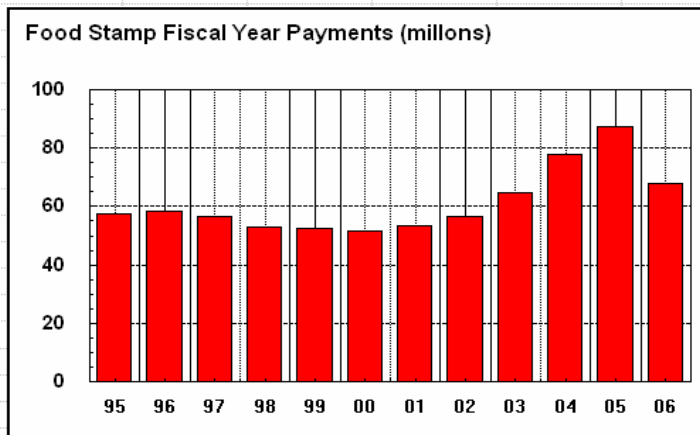
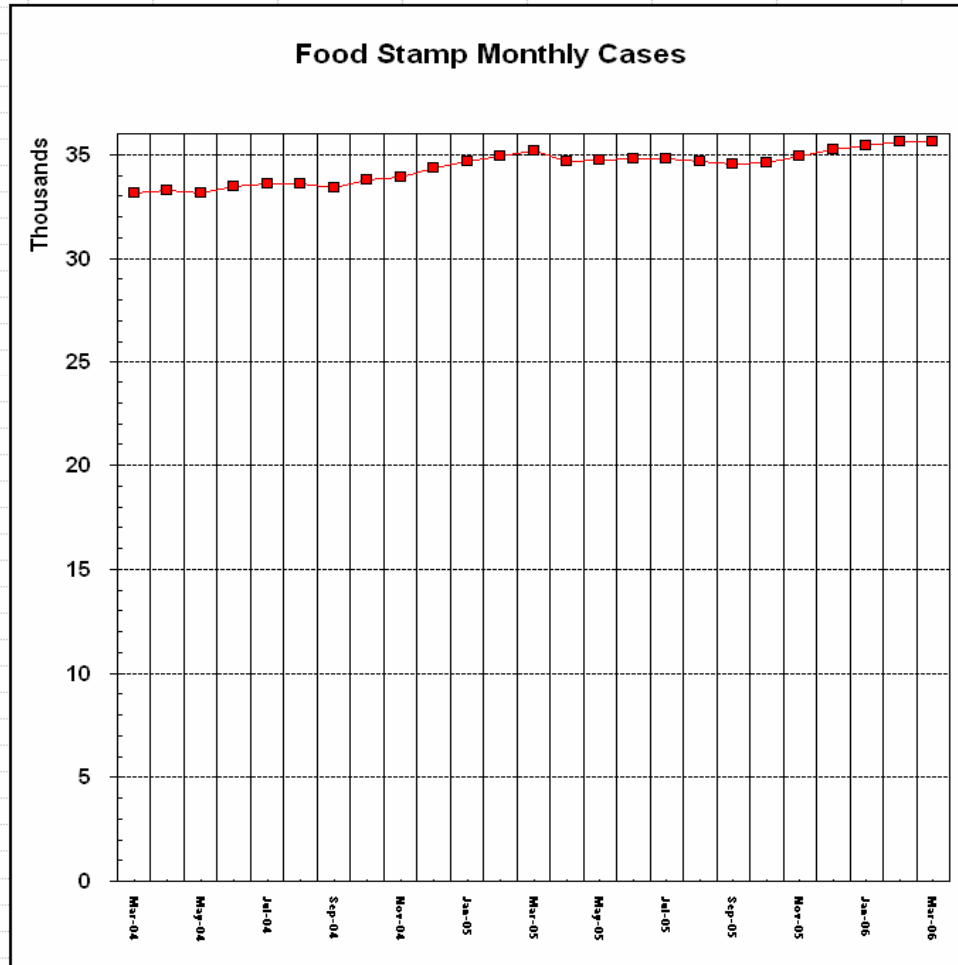
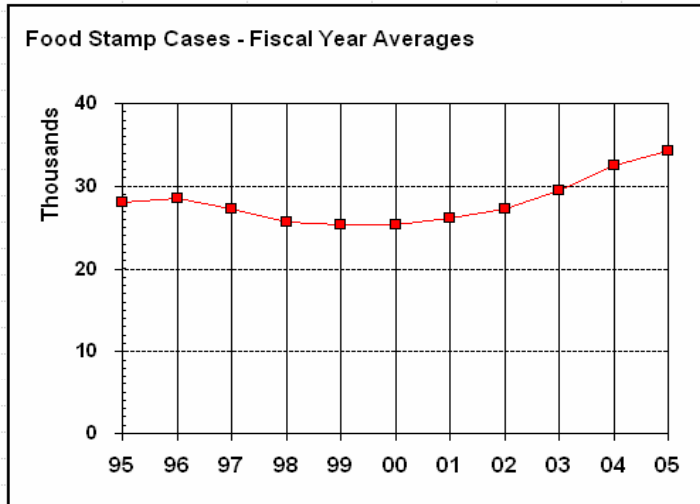


TABLE 1. Summary of Public Assistance and Medical Care  
MARCH  
2006

OBLIGATIONS INCURRED	MARCH 2006	FEBRUARY 2006	MARCH 2005	PERCENT OF CHANGE	
				FEBRUARY 2006	MARCH 2005
All Public Assistance	\$60,595,271	\$60,921,700	\$59,683,864	-0.5%	1.5%
TANF	\$1,528,367	\$1,506,810	\$1,744,846	1.4%	-12.4%
Regular TANF	\$1,234,162	\$1,215,454	\$1,344,583	1.5%	-8.2%
TANF Unemployed Parent	\$294,205	\$291,356	\$400,263	1.0%	-26.5%
Medical Assistance****	\$48,141,681	\$48,647,874	\$48,737,817	-1.0%	-1.2%
Medicaid Title 19 (Physical Health)***	\$40,475,228	\$40,690,478	\$39,784,815	-0.5%	1.7%
Medicaid Mental Health	\$7,666,453	\$7,957,396	\$7,224,797	-3.7%	6.1%
CHIP	\$1,574,810	\$1,549,428	\$1,480,107	1.6%	6.4%
State Funded Mental Health	\$222,267	\$241,651	\$248,098	-8.0%	-10.4%
Food Stamps*	\$7,609,011	\$7,640,229	\$7,562,149	-0.4%	0.6%
Day Care**	\$1,519,135	\$1,335,708	\$1,639,052	13.7%	-7.3%
<b>NUMBER OF CASES</b>					
TANF	3,979	3,895	4,851	2.2%	-18.0%
Regular TANF	3,384	3,304	3,969	2.4%	-14.7%
TANF Unemployed Parent	595	591	882	0.7%	-32.5%
Medicaid Title 19 (Physical Health)--Claims pai	72,534	80,595	83,708	-10.0%	-13.3%
Medicaid Mental Health	8,831	8,698	8,889	1.5%	-0.7%
Childrens Health Insurance Prog	12,231	12,011	10,901	1.8%	12.2%
State Funded Mental Health	1,389	1,452	1,417	-4.3%	-2.0%
Food Stamps	35,631	35,641	35,156	0.0%	1.4%
Day Care	5,271	5,253	5,664	0.3%	-6.9%
<b>AVERAGE PAYMENTS</b>					
TANF	\$384.11	\$386.86	\$359.69	-0.7%	6.8%
Regular TANF	\$364.71	\$367.87	\$338.77	-0.9%	7.7%
TANF Unemployed Parent	\$494.46	\$492.99	\$453.81	0.3%	9.0%
Medicaid Title 19 (Physical Health) per Claim	\$558.02	\$504.88	\$475.28	10.5%	17.4%
Food Stamps	\$213.55	\$214.37	\$215.10	-0.4%	-0.7%
<b>YEAR TO DATE PAYMENTS</b>					
TANF	\$13,457,581	\$11,929,214	\$15,006,503	12.8%	-10.3%
Regular TANF	\$10,888,784	\$9,654,622	\$11,719,646	12.8%	-7.1%
TANF Unemployed Parent	\$2,568,797	\$2,274,592	\$3,286,857	12.9%	-21.8%
Medical Assistance	\$486,826,641	\$438,684,960	\$444,481,505	11.0%	9.5%
Medicaid Title 19 (Physical Health)	\$402,223,598	\$361,748,370	\$366,085,409	11.2%	9.9%
Medicaid Mental Health	\$70,162,324	\$62,495,871	\$63,356,613	12.3%	10.7%
CHIP	\$13,756,875	\$12,182,065	\$12,739,903	12.9%	8.0%
State Funded Mental Health	\$2,480,921	\$2,258,654	\$2,299,580	9.8%	7.9%
Food Stamps	\$67,785,540	\$60,176,529	\$65,047,681	12.6%	4.2%
Day Care	\$13,834,754	\$12,315,619	\$13,081,811	12.3%	5.8%

\*Electronic Benefit Transfer (EBT) value

\*\*Day Care cases are unduplicated. Year to Date figures may vary due to cancellations, returns or other adjusting items.

\*\*\*Medical Assistance figures for March 2006, February 2006 and March 2005 are based on 4 weekly payrolls.

\*\*\*\*Medical Assistance figures do not include payments made outside the ACS system. These will be included in the SFY end bulletin.