

Medicaid Enrollment by Eligibility Category for Most Recent 24 Quarters

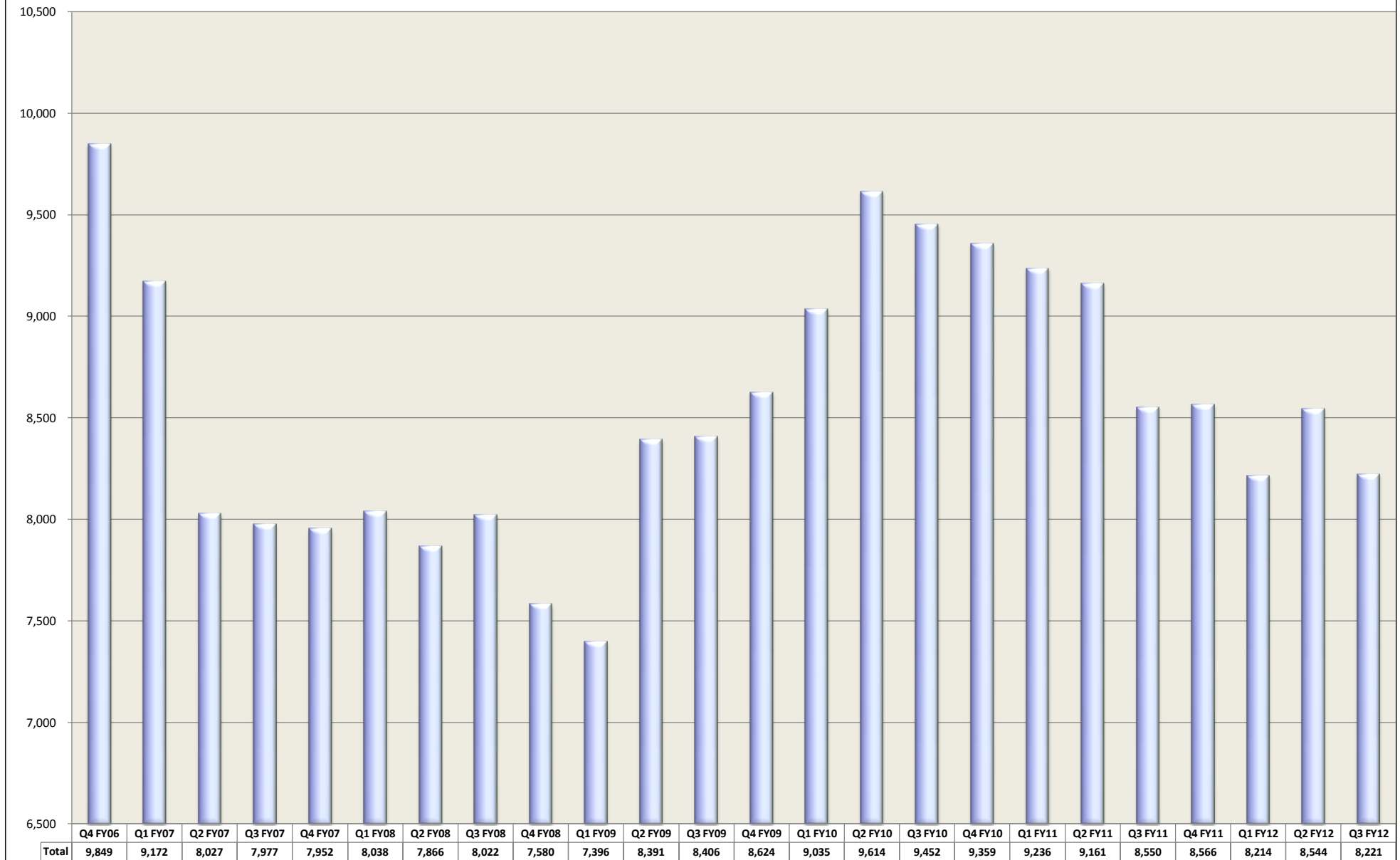
**All Medicaid Eligibles
Quarterly Average Enrollment**



	Q4 FY06	Q1 FY07	Q2 FY07	Q3 FY07	Q4 FY07	Q1 FY08	Q2 FY08	Q3 FY08	Q4 FY08	Q1 FY09	Q2 FY09	Q3 FY09	Q4 FY09	Q1 FY10	Q2 FY10	Q3 FY10	Q4 FY10	Q1 FY11	Q2 FY11	Q3 FY11	Q4 FY11	Q1 FY12	Q2 FY12	Q3 FY12
Total															88,949	92,720	97,465	100,527	102,289	104,475	104,893	105,009	104,439	104,461
Adults															34,453	34,746	35,302	35,548	35,654	36,280	36,233	35,866	35,538	35,728
Children															54,496	57,974	62,163	64,979	66,635	68,195	68,660	69,143	68,901	68,733
Lagged System Total	83,097	82,416	81,059	80,814	80,564	80,121	79,543	79,907	80,086	79,939	80,343	82,143	84,324	85,623										
MSP only (not charted)															5,897	5,794	5,981	6,106	6,267	6,354	6,394	6,471	6,539	6,568
Med Ned. Not Issued															1,017	1,171	1,299	1,373	1,334	1,290	1,232	1,300	1,337	1,375

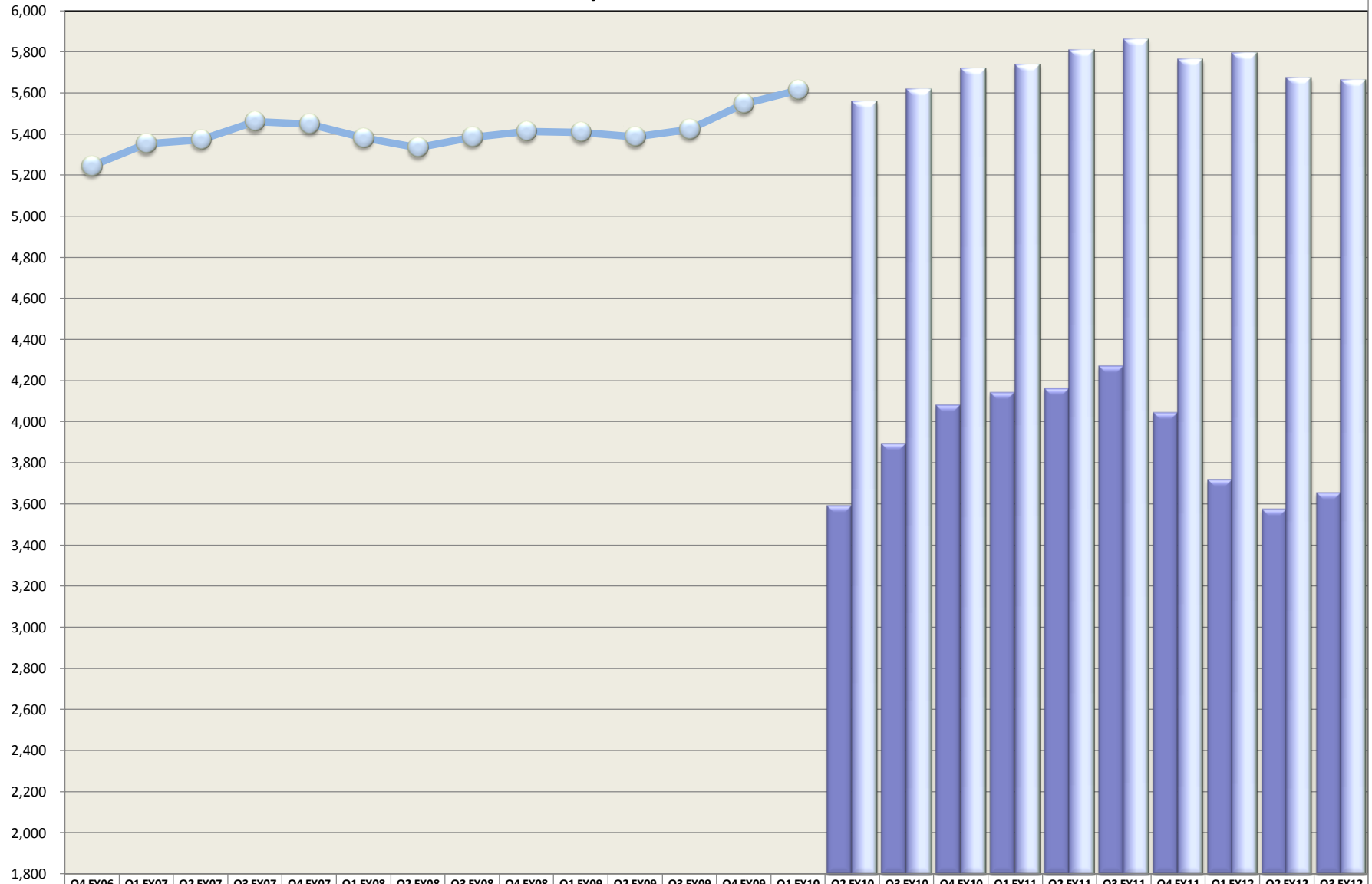
*Beginning in November 2009, a 60 day lag was implemented to more accurately count eligibility. The lagged system shows total eligible's in system as current, illustrating historical trend.
 *Healthy Montana Kids began in October 2009 and the Medicaid expansion accounts for much of the growth in children's enrollment. The HMK Plus expansion to date has added 6,038 clients to Medicaid.
 *Clients that only have a Medicare Savings Plan (MSP) (listed in the key table) are not accounted for in the total or charted because the State only pays coinsurance and deductible for these clients.
 *Clients listed as Medically Needy Not Issued (listed in the key table) are not accounted for in the total or charted because they may not become eligible for that month, however must remain in the system.

TANF Eligibles Quarterly Enrollment

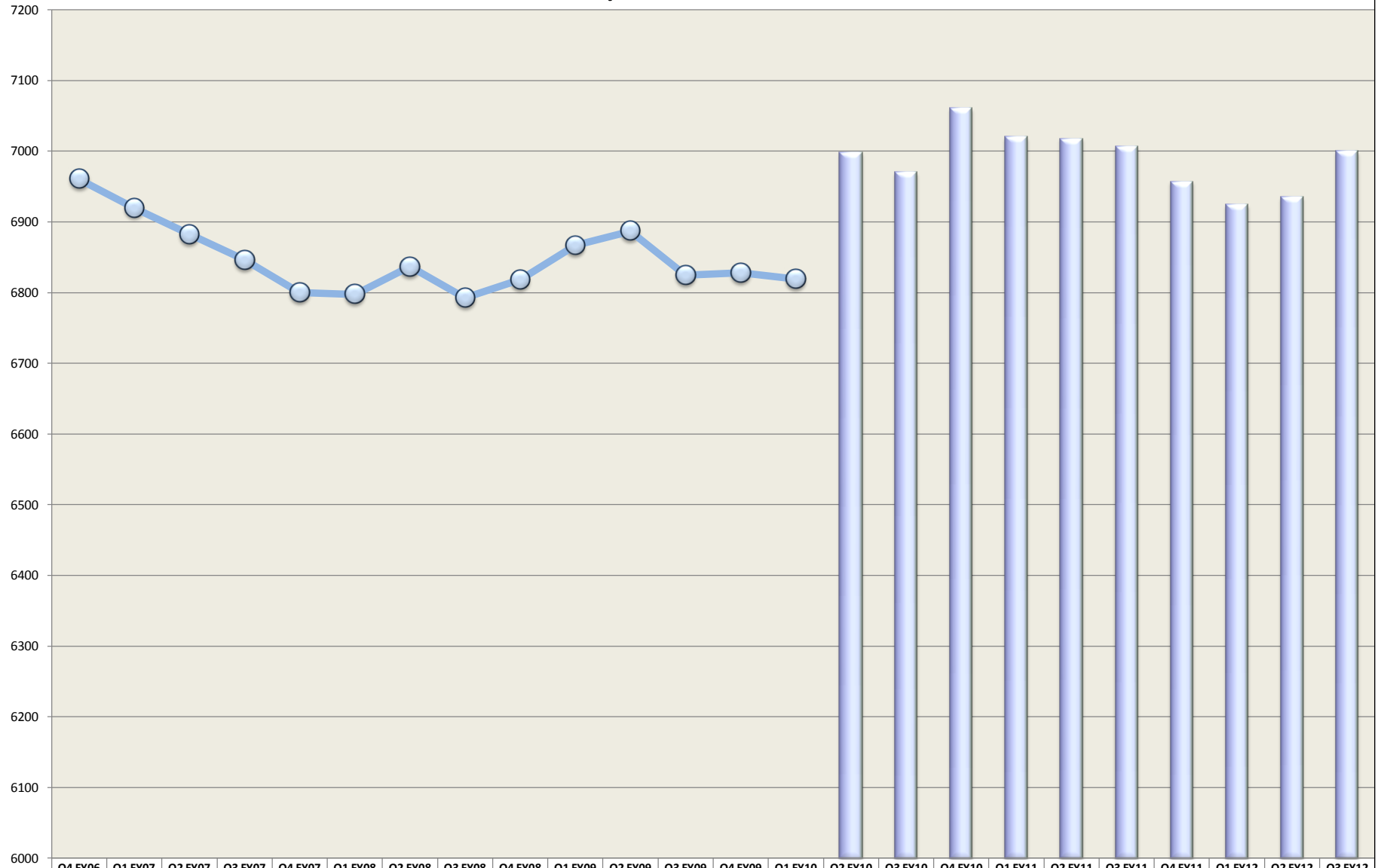


* No Change in TANF eligibility with CHIMES implementation in November 2009 as TANF is reported in another system.

Pregnant Women and Infants Quarterly Enrollment

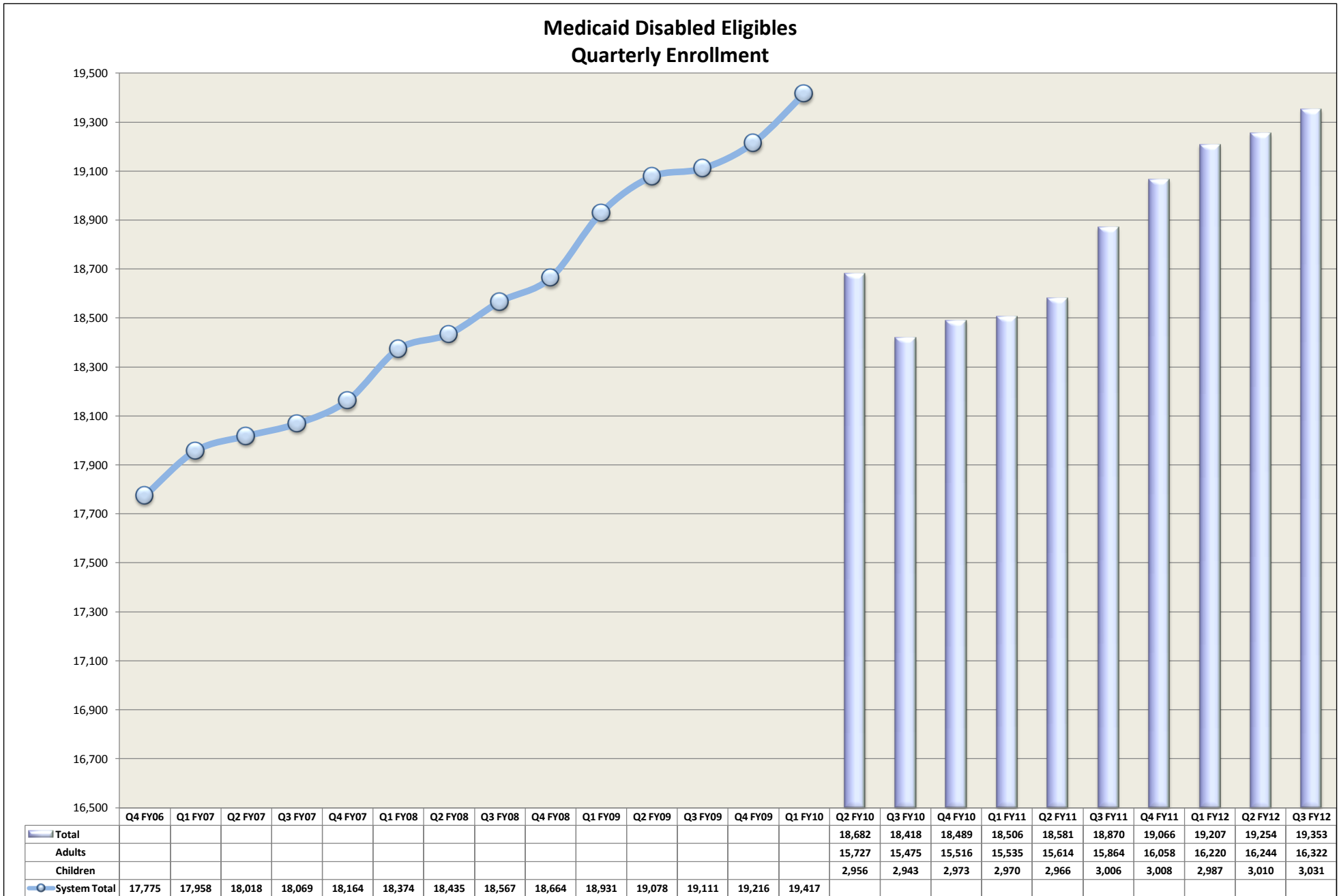


Medicaid Eligibles Age 65 & Over Quarterly Enrollment



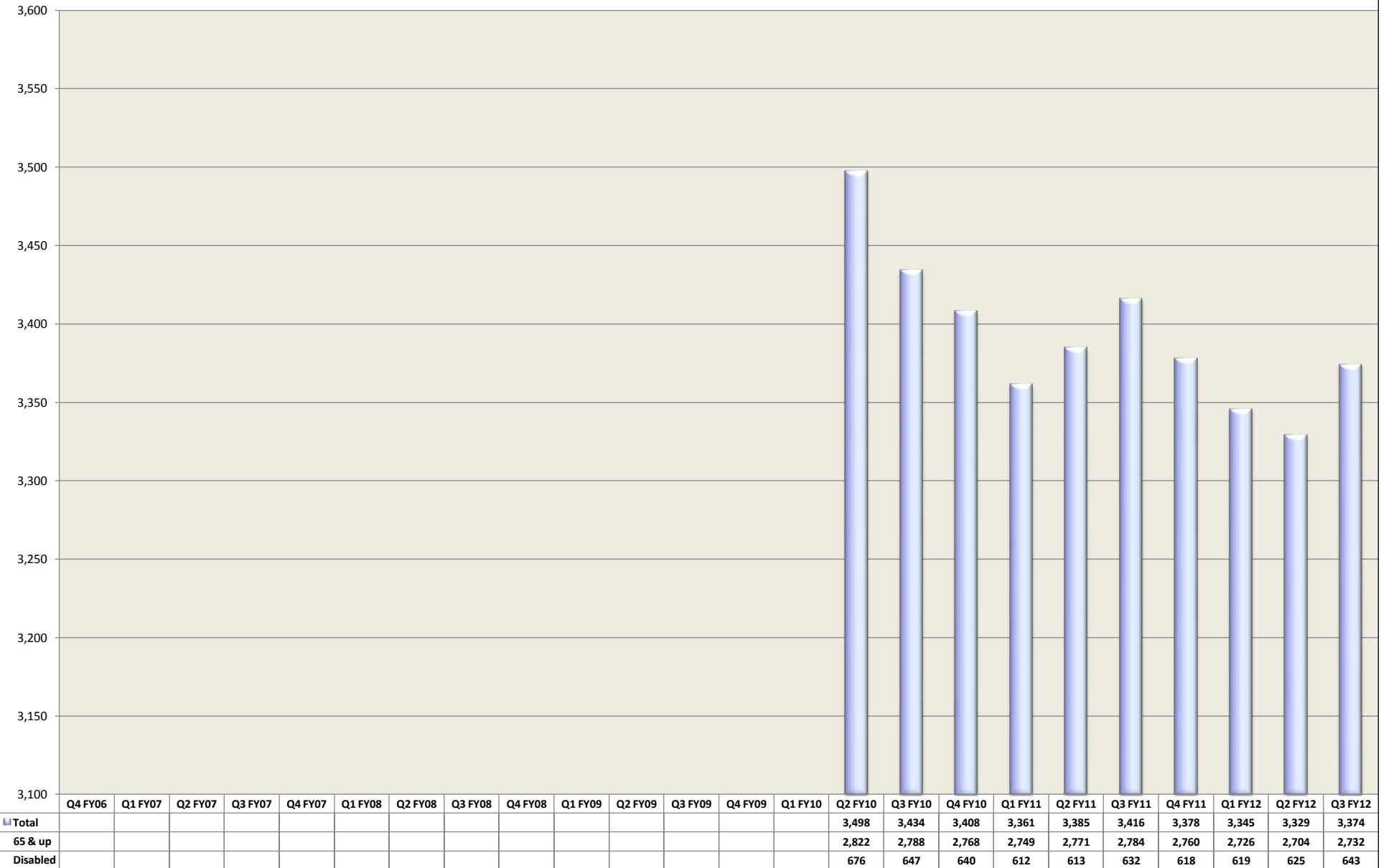
System total shows all Medicaid eligibles age 65 and older, Chimes total shows all Medicaid and MSP only age 65 and older with Aged MSP only deprivation codes subtracted.

Medicaid Disabled Eligibles Quarterly Enrollment

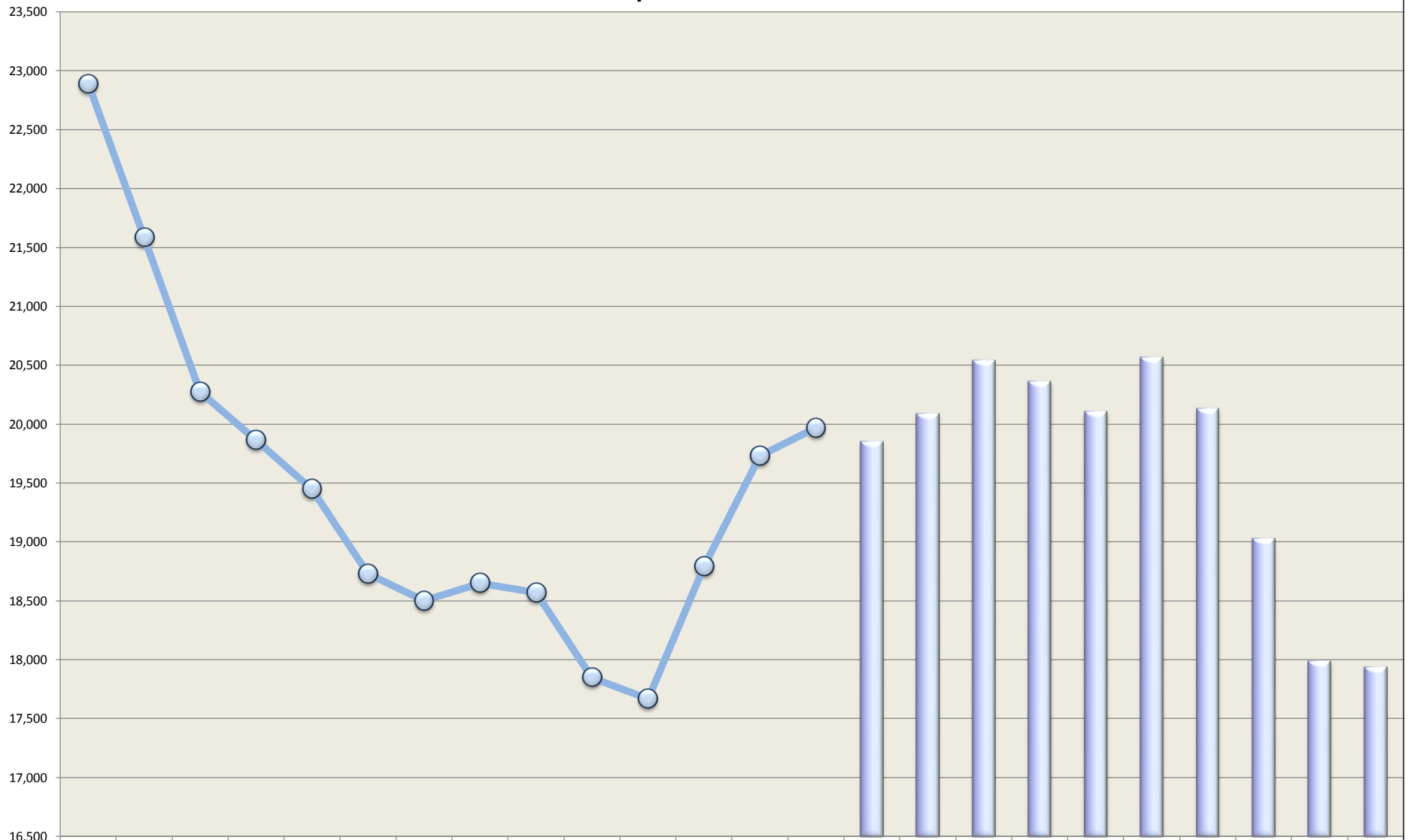


Fluctuation starting in November is attributable to CHIMES conversion for this group of eligible's. Now with CHIMES when age turns 65 coded as Aged (prior may not have been coded as Aged).

Aged & Disabled Eligibles in an Institutional Setting Quarterly Enrollment



Family Medicaid Quarterly Enrollment



	Q4 FY06	Q1 FY07	Q2 FY07	Q3 FY07	Q4 FY07	Q1 FY08	Q2 FY08	Q3 FY08	Q4 FY08	Q1 FY09	Q2 FY09	Q3 FY09	Q4 FY09	Q1 FY10	Q2 FY10	Q3 FY10	Q4 FY10	Q1 FY11	Q2 FY11	Q3 FY11	Q4 FY11	Q1 FY12	Q2 FY12	Q3 FY12	
Total															19,854	20,084	20,542	20,362	20,105	20,569	20,126	19,028	17,982	17,939	
Adults															7,544	7,840	8,058	8,030	7,937	8,164	7,854	7,356	6,957	6,916	
Children															12,310	12,244	12,483	12,333	12,169	12,406	12,272	11,672	11,025	11,024	
System Total	22,890	21,584	20,274	19,863	19,446	18,729	18,500	18,649	18,570	17,849	17,666	18,792	19,730	19,969											

Poverty Child: Infant to 18 Years of Age Quarterly Enrollment



	Q4 FY06	Q1 FY07	Q2 FY07	Q3 FY07	Q4 FY07	Q1 FY08	Q2 FY08	Q3 FY08	Q4 FY08	Q1 FY09	Q2 FY09	Q3 FY09	Q4 FY09	Q1 FY10	Q2 FY10	Q3 FY10	Q4 FY10	Q1 FY11	Q2 FY11	Q3 FY11	Q4 FY11	Q1 FY12	Q2 FY12	Q3 FY12	
Total															30,103	33,844	37,742	40,463	42,091	43,175	43,661	44,653	44,994	44,852	
5 & Under (HMK Plus 0-5)															13,416	14,578	15,599	16,256	16,579	16,748	16,839	17,214	17,231	17,138	
6 to 18 (HMK Plus 6-18)															15,160	16,550	18,214	19,465	20,179	20,693	20,950	21,353	21,770	21,719	
HMK Plus Expansion 6-18															1,527	2,716	3,929	4,742	5,333	5,733	5,871	6,085	5,993	5,996	
System Total	19,816	20,059	20,173	20,627	20,989	21,206	21,088	21,487	21,738	22,084	22,678	23,590	24,845	25,483											
HMK Plus Presumptive																					24	57	88	95	83

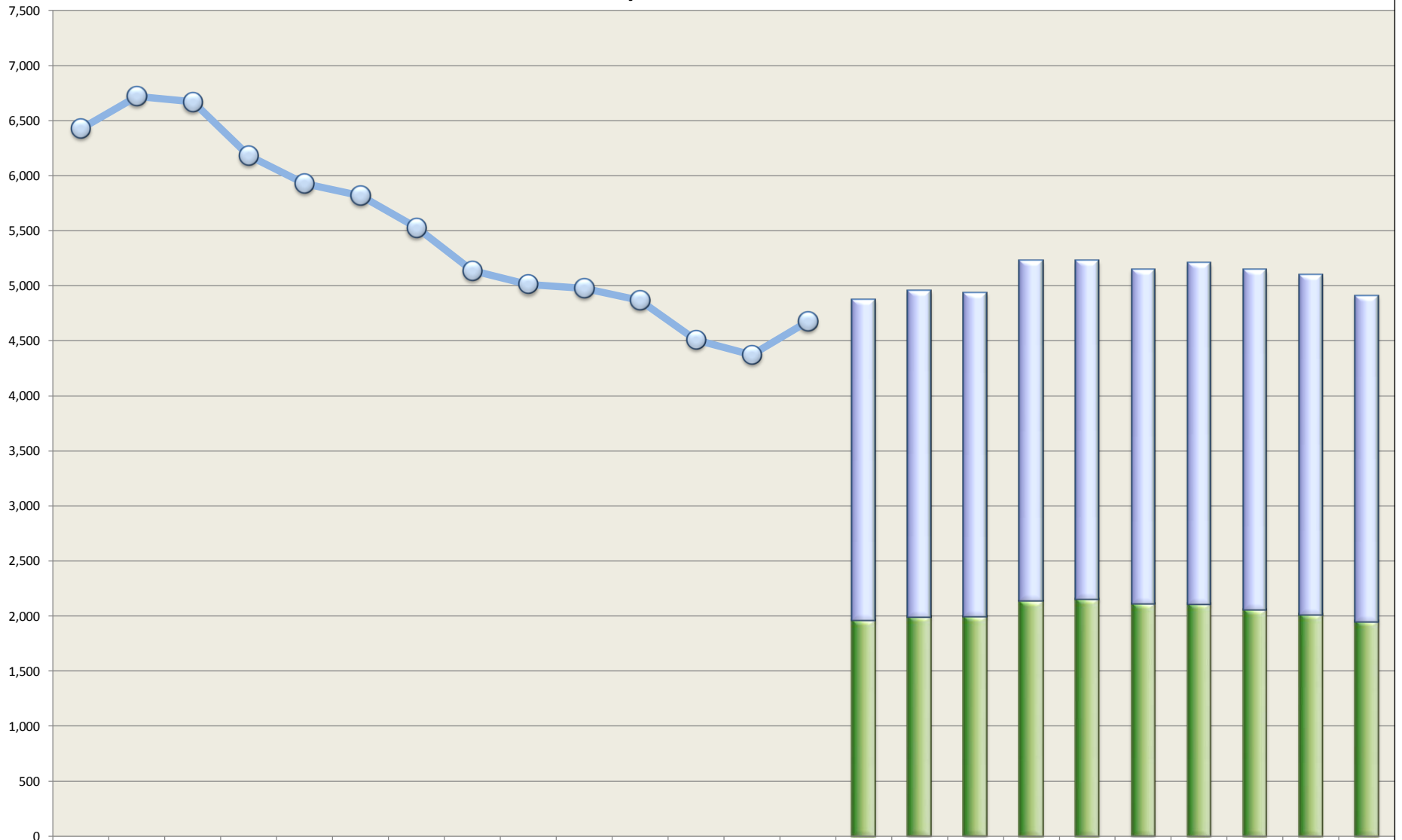
HMK Plus Presumptive are not included in the HMK Plus Total line.
Healthy Montana Kids (HMK) began in October 2009 and accounts for much of the growth in children's enrollment.




Children on Medicaid due to Foster Care & Sub-Adoption Program Quarterly Enrollment



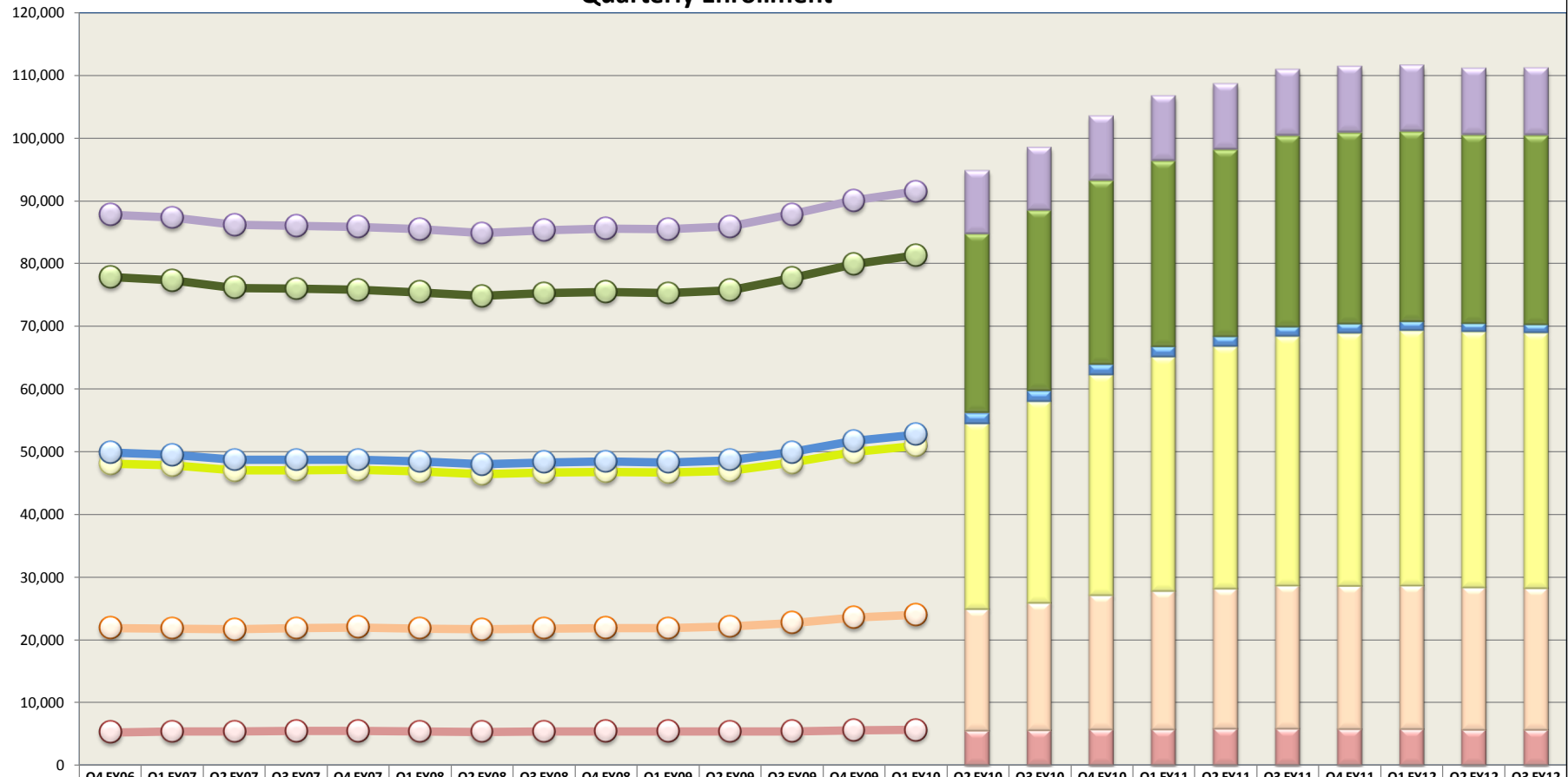
	Q4 FY06	Q1 FY07	Q2 FY07	Q3 FY07	Q4 FY07	Q1 FY08	Q2 FY08	Q3 FY08	Q4 FY08	Q1 FY09	Q2 FY09	Q3 FY09	Q4 FY09	Q1 FY10	Q2 FY10	Q3 FY10	Q4 FY10	Q1 FY11	Q2 FY11	Q3 FY11	Q4 FY11	Q1 FY12	Q2 FY12	Q3 FY12
Total															3,518	3,523	3,577	3,577	3,605	3,650	3,688	3,699	3,708	3,764
Foster Care															1,126	1,146	1,177	1,194	1,204	1,218	1,237	1,188	1,160	1,171
Sub-Adopt															2,392	2,376	2,400	2,383	2,402	2,432	2,451	2,511	2,548	2,593
System Foster Care	1,691	1,602	1,494	1,483	1,479	1,366	1,316	1,263	1,291	1,232	1,210	1,186	1,183	1,155										
System Sub-Adopt	2,149	2,150	2,208	2,234	2,232	2,269	2,311	2,353	2,363	2,381	2,413	2,433	2,441	2,410										

Transitional Medicaid Quarterly Enrollment



	Q4 FY06	Q1 FY07	Q2 FY07	Q3 FY07	Q4 FY07	Q1 FY08	Q2 FY08	Q3 FY08	Q4 FY08	Q1 FY09	Q2 FY09	Q3 FY09	Q4 FY09	Q1 FY10	Q2 FY10	Q3 FY10	Q4 FY10	Q1 FY11	Q2 FY11	Q3 FY11	Q4 FY11	Q1 FY12	Q2 FY12	Q3 FY12
 Children															2,910	2,961	2,934	3,089	3,068	3,029	3,094	3,084	3,083	2,958
 Adults															1,960	1,991	1,998	2,135	2,155	2,115	2,109	2,058	2,013	1,950
Total															4,870	4,952	4,932	5,224	5,223	5,144	5,203	5,142	5,096	4,907
 System Total	6,428	6,720	6,670	6,183	5,927	5,817	5,527	5,137	5,013	4,976	4,868	4,509	4,372	4,676										

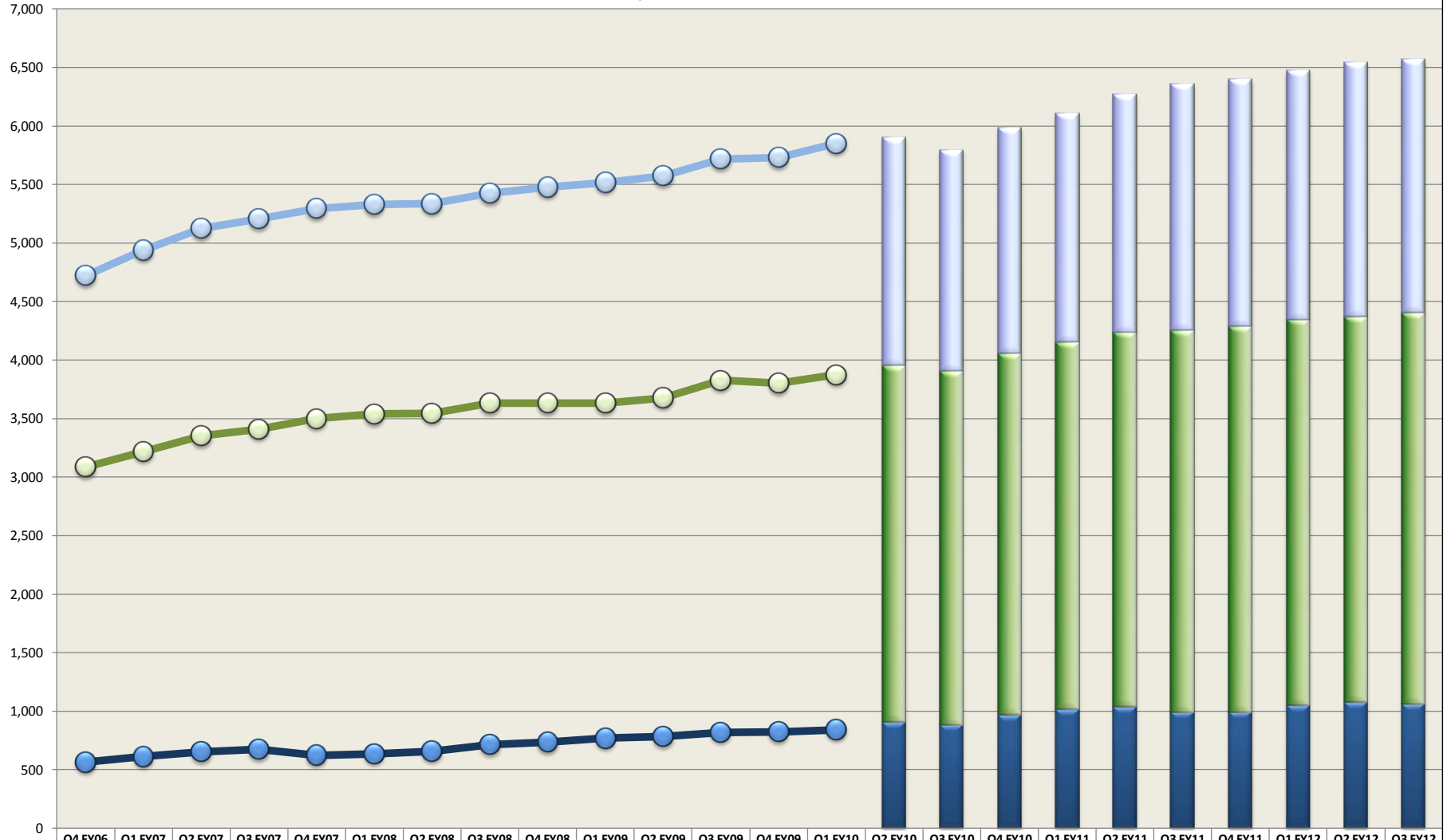
All Medicaid Eligibles Including Medicare Savings Plan Only Quarterly Enrollment



	Q4 FY06	Q1 FY07	Q2 FY07	Q3 FY07	Q4 FY07	Q1 FY08	Q2 FY08	Q3 FY08	Q4 FY08	Q1 FY09	Q2 FY09	Q3 FY09	Q4 FY09	Q1 FY10	Q2 FY10	Q3 FY10	Q4 FY10	Q1 FY11	Q2 FY11	Q3 FY11	Q4 FY11	Q1 FY12	Q2 FY12	Q3 FY12
Age 65 & Over															10,058	10,018	10,256	10,315	10,440	10,511	10,512	10,544	10,588	10,680
Age 21 -64															28,529	28,743	29,243	29,599	29,808	30,442	30,460	30,212	30,009	30,136
Age 19 -20															1,763	1,778	1,784	1,741	1,672	1,681	1,655	1,581	1,479	1,481
Age 6 -18															29,653	32,170	35,125	37,266	38,551	39,641	40,137	40,547	40,645	40,609
Age 1 -5															19,281	20,182	21,313	21,964	22,267	22,693	22,760	22,799	22,580	22,460
Age 0 -1															5,557	5,617	5,719	5,736	5,809	5,857	5,761	5,793	5,672	5,662
System Age 65 & Over	9,954	10,020	10,056	10,044	10,032	10,039	10,053	10,047	10,092	10,163	10,208	10,190	10,137	10,173										
System Age 21 -64	28,034	27,831	27,412	27,246	27,138	26,991	26,830	26,977	27,026	26,992	27,056	27,711	28,229	28,560										
System Age 19 -20	1,764	1,684	1,684	1,661	1,608	1,598	1,588	1,607	1,646	1,631	1,671	1,720	1,744	1,778										
System Age 6 -18	26,182	26,017	25,366	25,186	25,097	25,022	24,715	24,877	24,904	24,807	24,859	25,545	26,434	26,958										
System Age 1 -5	16,643	16,450	16,291	16,424	16,536	16,422	16,359	16,439	16,484	16,455	16,735	17,273	17,965	18,391										
System Age 0 -1	5,244	5,353	5,372	5,460	5,448	5,380	5,334	5,384	5,412	5,407	5,387	5,422	5,546	5,613										

Note, Medicare Savings Plan clients are not charted on page 1, All Medicaid Eligibles.

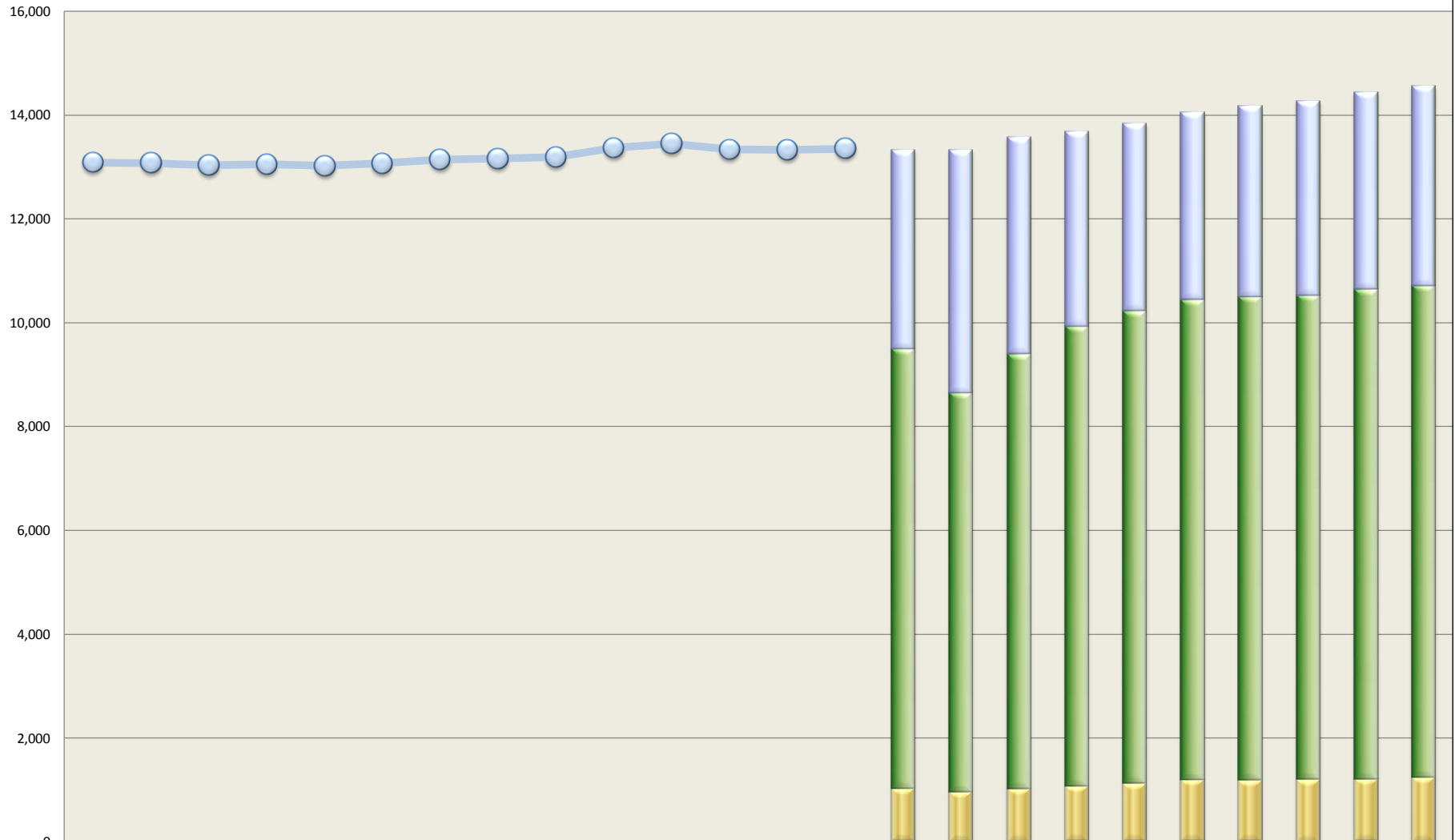
Medicare Savings Plan Only Eligibles Quarterly Enrollment



	Q4 FY06	Q1 FY07	Q2 FY07	Q3 FY07	Q4 FY07	Q1 FY08	Q2 FY08	Q3 FY08	Q4 FY08	Q1 FY09	Q2 FY09	Q3 FY09	Q4 FY09	Q1 FY10	Q2 FY10	Q3 FY10	Q4 FY10	Q1 FY11	Q2 FY11	Q3 FY11	Q4 FY11	Q1 FY12	Q2 FY12	Q3 FY12
SLMB Only															1,943	1,889	1,923	1,955	2,029	2,103	2,109	2,127	2,168	2,163
QMB Only															3,048	3,023	3,091	3,137	3,201	3,259	3,295	3,293	3,293	3,348
QI Only															907	881	967	1,015	1,037	992	990	1,051	1,077	1,058
System SLMB Only	1,639	1,723	1,769	1,798	1,796	1,792	1,793	1,791	1,844	1,882	1,896	1,892	1,929	1,976										
System QMB Only	2,522	2,605	2,700	2,733	2,875	2,905	2,885	2,920	2,899	2,865	2,892	3,009	2,978	3,033										
System QI Only	563	611	653	675	624	634	658	713	735	768	784	817	823	841										

Note, Medicare Savings Plan clients are not charted on page 1, All Medicaid Eligibles. QI is Qualifying Individual, SLMB is Specified Low-Income Medicare Beneficiary, QMB is Qualified Medicare Beneficiary.

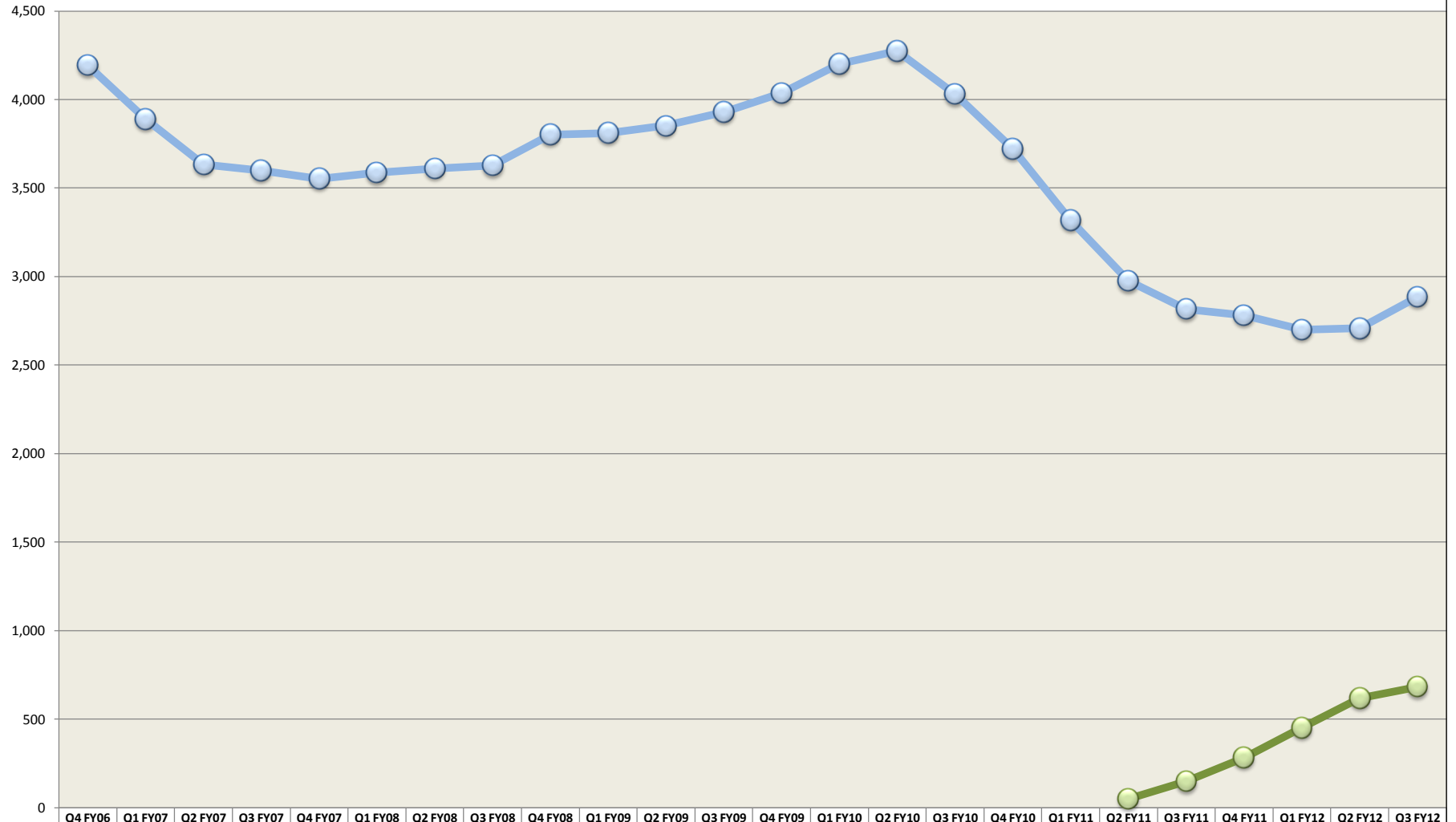
Full Benefit Duals (Medicaid and Medicare) Monthly Enrollment



	Q4 FY06	Q1 FY07	Q2 FY07	Q3 FY07	Q4 FY07	Q1 FY08	Q2 FY08	Q3 FY08	Q4 FY08	Q1 FY09	Q2 FY09	Q3 FY09	Q4 FY09	Q1 FY10	Q2 FY10	Q3 FY10	Q4 FY10	Q1 FY11	Q2 FY11	Q3 FY11	Q4 FY11	Q1 FY12	Q2 FY12	Q3 FY12
Medicare & Medicaid															3,826	4,677	4,181	3,751	3,610	3,601	3,665	3,732	3,800	3,844
QMB & Medicaid															8,470	7,682	8,364	8,847	9,102	9,243	9,315	9,330	9,425	9,474
SLMB & Medicaid															1,006	954	1,010	1,059	1,107	1,180	1,173	1,195	1,204	1,224
QI & Medicaid															23	15	18	19	17	21	13	9	10	16
Total															13,324	13,327	13,574	13,675	13,836	14,044	14,166	14,266	14,439	14,557
System Total	13,086	13,076	13,030	13,049	13,020	13,073	13,147	13,161	13,191	13,366	13,451	13,338	13,330	13,353										

QI is Qualifying Individual, SLMB is Specified Low-Income Medicare Beneficiary, QMB is Qualified Medicare Beneficiary.

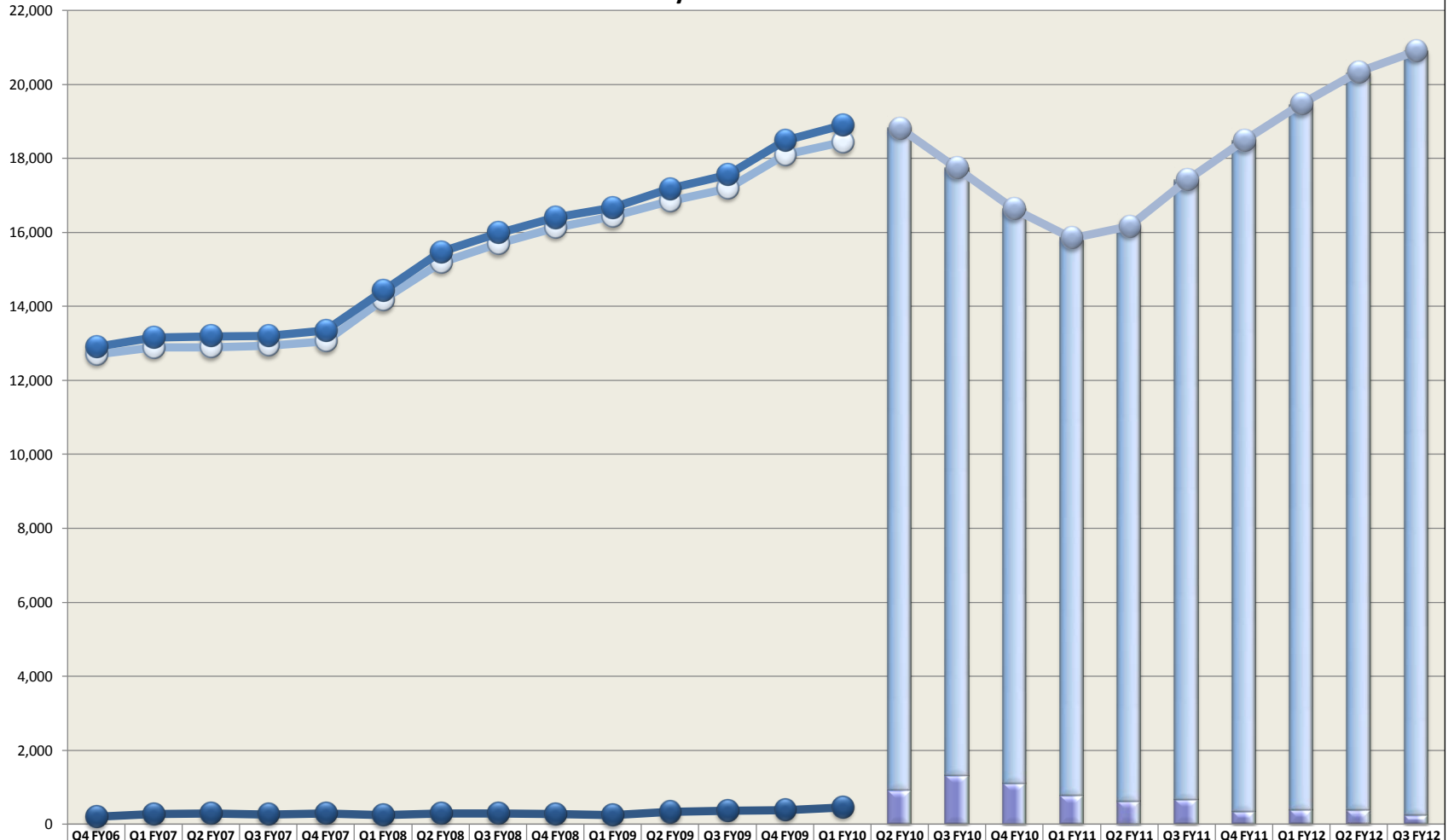
Mental Health Services Plan Eligibles and Medicaid HIFA Waiver Quarterly Enrollment



	Q4 FY06	Q1 FY07	Q2 FY07	Q3 FY07	Q4 FY07	Q1 FY08	Q2 FY08	Q3 FY08	Q4 FY08	Q1 FY09	Q2 FY09	Q3 FY09	Q4 FY09	Q1 FY10	Q2 FY10	Q3 FY10	Q4 FY10	Q1 FY11	Q2 FY11	Q3 FY11	Q4 FY11	Q1 FY12	Q2 FY12	Q3 FY12
MHSP Total	4,192	3,888	3,633	3,600	3,552	3,588	3,610	3,627	3,802	3,809	3,852	3,929	4,036	4,201	4,273	4,030	3,719	3,316	2,976	2,816	2,781	2,701	2,707	2,887
MHSP X1	4,192	3,888	3,633	3,600	3,552	3,588	3,610	3,591	3,678	3,708	3,749	3,813	3,931	4,108	4,179	3,934	3,596	3,187	2,846	2,705	2,663	2,592	2,605	2,771
MHSP X3	0	0	0	0	0	0	0	36	124	101	103	116	105	93	94	96	124	129	130	111	118	109	102	116
HIFA Total																			50	149	282	451	618	683
HIFA Bipolar																			0	0	20	173	311	373
HIFA Schizophrenia																			50	149	262	278	307	310

HIFA - the Medicaid funded Health Insurance Flexibility and Accountability (HIFA) waiver to improve access to community-based services for persons with mental illness.
 MHSP - The Mental Health Services Plan, state funded services for persons with mental illness.

Healthy Montana Kids (Formerly CHIP) Monthly Enrollment



	Q4 FY06	Q1 FY07	Q2 FY07	Q3 FY07	Q4 FY07	Q1 FY08	Q2 FY08	Q3 FY08	Q4 FY08	Q1 FY09	Q2 FY09	Q3 FY09	Q4 FY09	Q1 FY10	Q2 FY10	Q3 FY10	Q4 FY10	Q1 FY11	Q2 FY11	Q3 FY11	Q4 FY11	Q1 FY12	Q2 FY12	Q3 FY12
HMK (CHIP) ONLY																								
HMK & HMK Plus (Med. Prov.)																								
HMK (CHIP) Total															17,905	16,418	15,535	15,075	15,548	16,737	18,114	19,056	19,928	20,661
HMK (CHIP) Presumptive																								
Sys.- HMK (CHIP) ONLY	12,702	12,885	12,895	12,938	13,057	14,169	15,186	15,690	16,124	16,426	16,850	17,187	18,095	18,435										
Sys.- HMK & HMK Plus (Med. Prov.)	198	278	295	265	289	245	288	289	273	241	335	372	384	459										
Sys.- HMK (CHIP) Total	12,900	13,163	13,190	13,203	13,346	14,414	15,474	15,979	16,398	16,667	17,185	17,559	18,479	18,894										

HMK (CHIP) Presumptive are not charted separately, they are included in the HMK (CHIP) Total line.

Client with both a Healthy Montana Kids Plus (Medicaid) and Healthy Montana Kids (CHIP) eligibility in the same month are counted in Medicaid Provisional (Med. Prov.)