

# Confirmed or Suspected Influenza Cases *Reported by Local Health Departments, 2011 - 2012 Season*

Influenza includes all subtypes of influenza A and B including the 2009 A (H1N1).



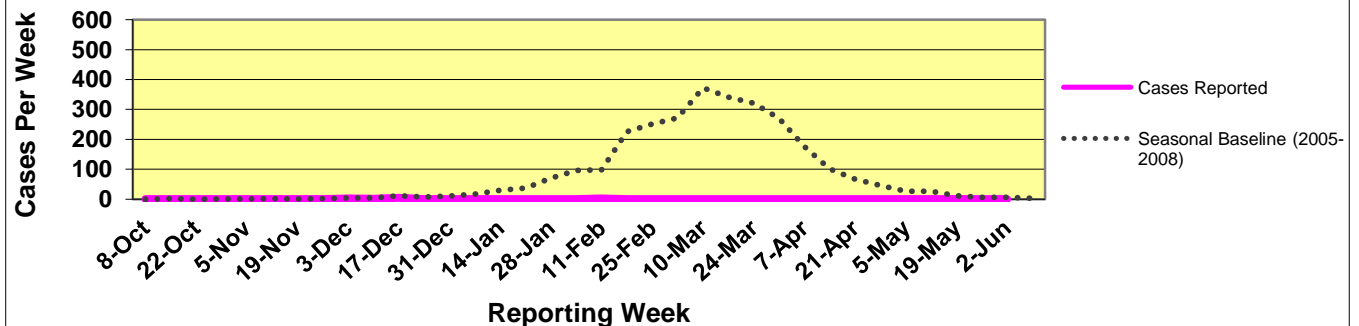
**Montana's influenza activity level\* for the week ending on 12/24/2011 is defined as: SPORADIC**

\*Influenza activity is reported to the U.S. Centers for Disease Control each week using the definitions below:

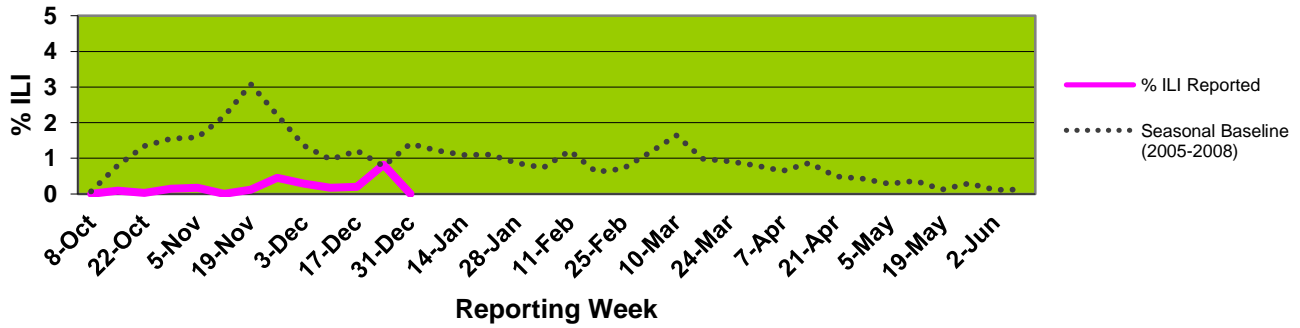
<b>No Activity</b>	Overall clinical activity within the state remains low and there are no lab confirmed cases.
<b>Sporadic</b>	Isolated cases of lab confirmed influenza in the state; ILI* activity is not increased.
<b>Local</b>	Increased ILI within a single region/area AND recent (within the past 3 weeks) laboratory evidence of influenza in the region. ILI activity in other regions/areas is not increased.
<b>Regional</b>	Increased statewide ILI in $\geq 2$ but less than half of regions/area AND recent (within the past 3 weeks) lab confirmed influenza in the affected regions/areas.
<b>Widespread</b>	Increased ILI and/or institutional outbreaks (ILI or lab confirmed) in at least three regions AND recent (within the past 3 weeks) lab confirmed influenza within the state.

\*Influenza-like illness: Fever ( $\geq 100^{\circ}\text{F}$  [ $37.8^{\circ}\text{C}$ ], oral or equivalent) AND cough and/or sore throat.

**Statewide Confirmed or Suspected Influenza Cases, Reported by Local Health Departments, Montana, 2011-2012**



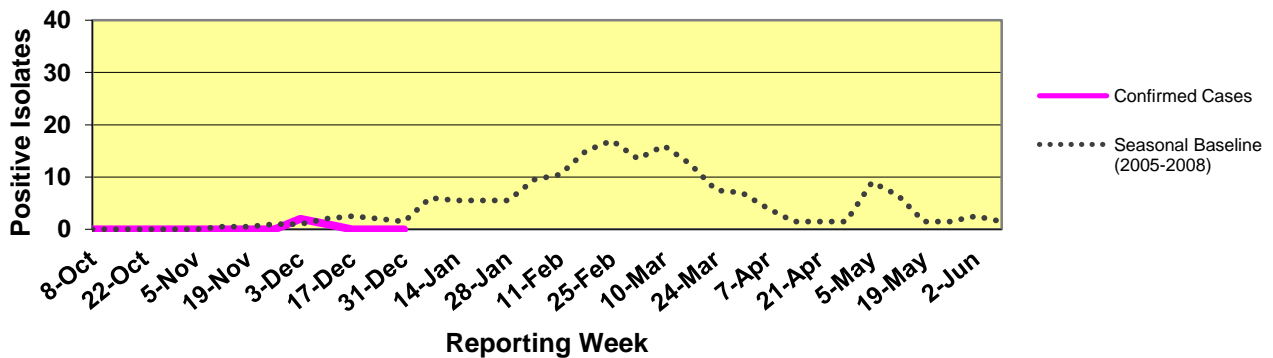
### Percentage of Influenza-Like-Illness Reported by Sentinel Providers, Montana, 2011-2012



**Montana Influenza Sentinel Providers Surveillance Network:**

Each week, approximately nine health-care providers around the state report the total number of patients seen and the number of those patients with influenza-like illness (ILI) by age group. For this system, ILI is defined as fever (temperature of >100°F) plus either a cough or a sore throat.

### MTPHL Influenza Confirmations, Montana, 2011-2012



Influenza Types Confirmed By MTPHL*	
Type	Total Number
2009 A (H1N1)	0
A (H3)	3
B	0
Unable to Type	0
<b>TOTALS</b>	<b>3</b>
<b>Deaths</b>	<b>Hospitalizations</b>
0	0

\* Confirmation numbers represent those specimens approved by the Montana Public Health Laboratory during a given reporting week starting on Sunday and ending on the following Saturday.

For additional information on influenza activity in Montana, please contact your local health department or the Department of Public Health and Human Services' Epidemiology Section at (406) 444-0273