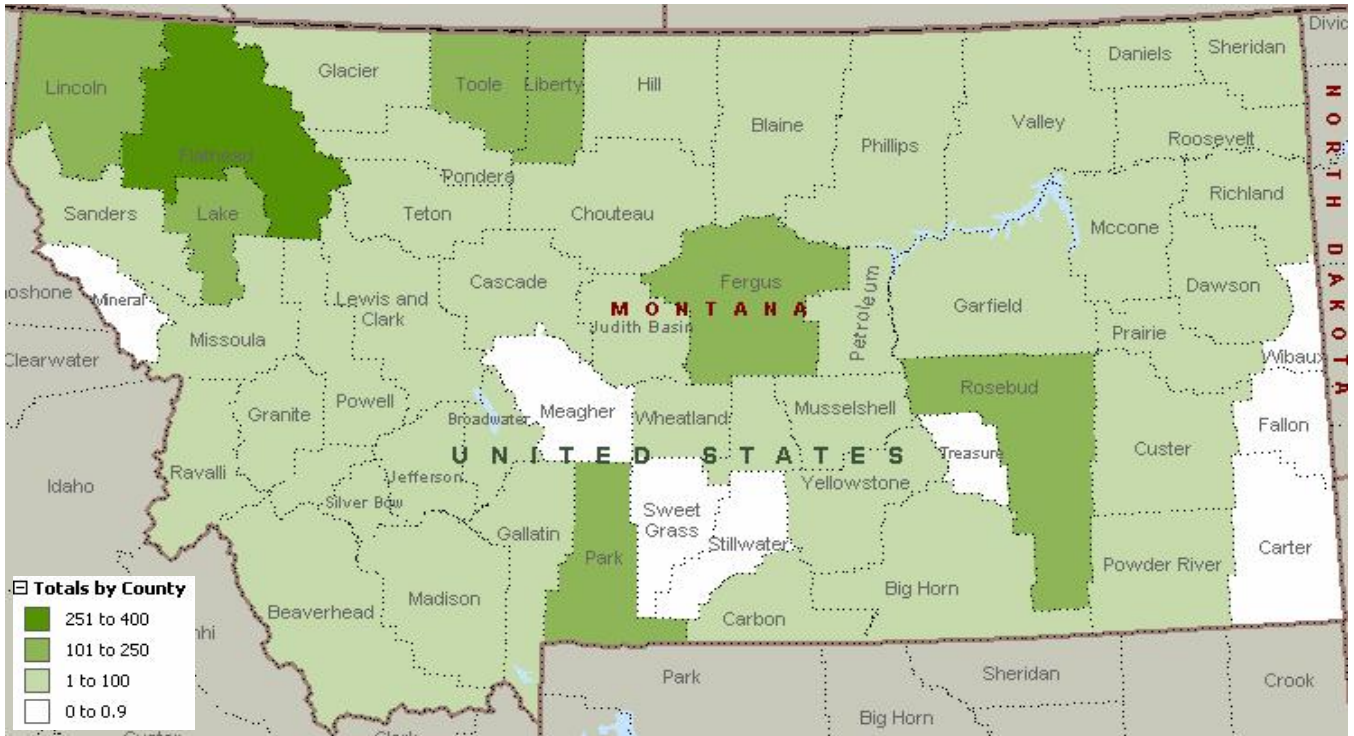


Confirmed or Suspected Influenza Cases, Reported by Local Health Departments as of 05/25/2007

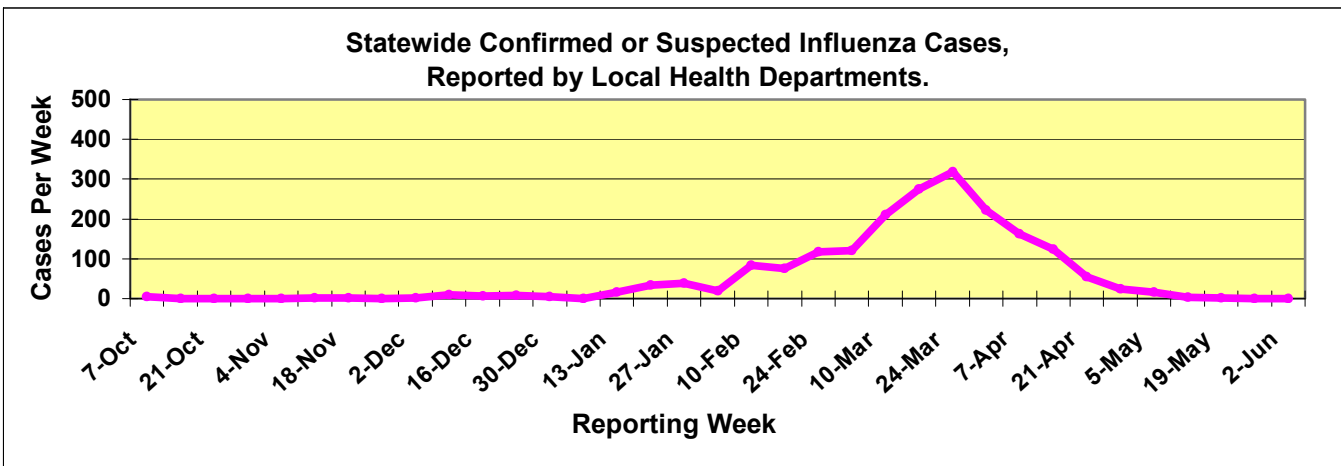


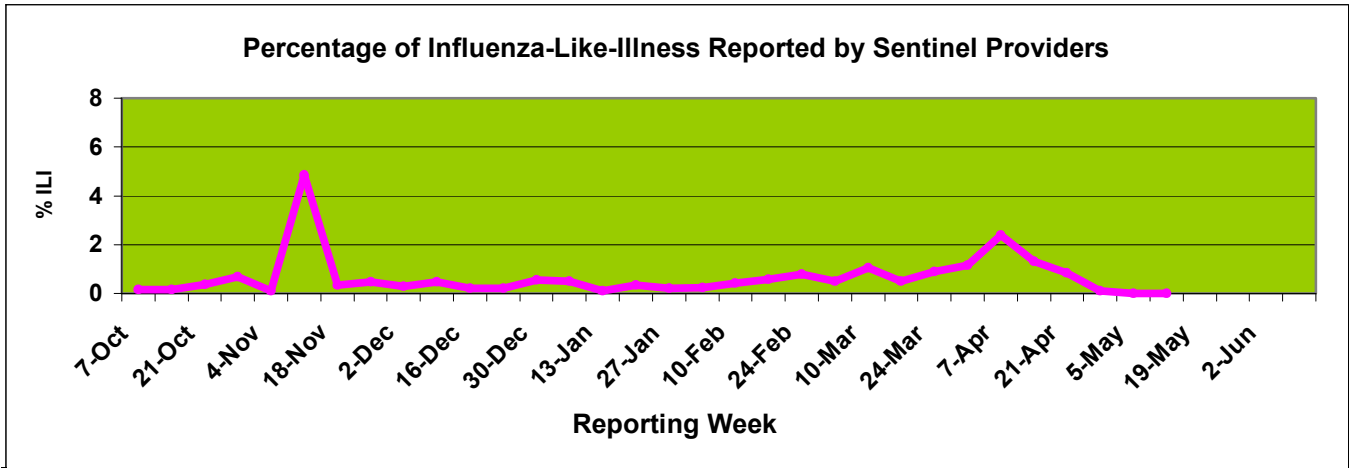
Montana's influenza activity level* for the week ending on 05/25/2007 is defined as: **SPORADIC**

*Influenza activity is reported to the U.S. Centers for Disease Control each week using the definitions below:

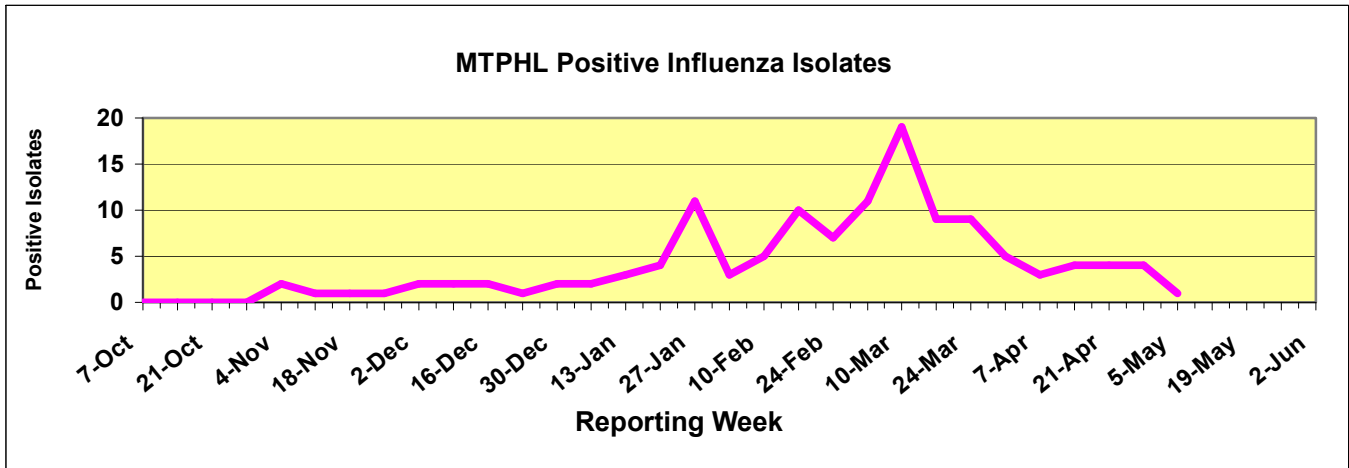
No Activity	Overall clinical activity within the state remains low and there are no lab confirmed cases.
Sporadic	Isolated cases of lab confirmed influenza in the state; ILI* activity is not increased.
Local	Increased ILI within a single region/area AND recent (within the past 3 weeks) laboratory evidence of influenza in the region. ILI activity in other regions/areas is not increased.
Regional	Increased statewide ILI in ≥ 2 but less than half of regions/area AND recent (within the past 3 weeks) lab confirmed influenza in the affected regions/areas.
Widespread	Increased ILI and/or institutional outbreaks (ILI or lab confirmed) in at least three regions AND recent (within the past 3 weeks) lab confirmed influenza within the state.

*Influenza-like illness: Fever ($\geq 100^{\circ}\text{F}$ [37.8°C]), oral or equivalent) AND cough and/or sore throat.





Montana Influenza Sentinel Providers Surveillance Network:
 Each week, approximately nine health-care providers around the state report the total number of patients seen and the number of those patients with influenza-like illness (ILI) by age group. For this system, ILI is defined as fever (temperature of >100°F) plus either a cough or a sore throat.



Confirmed influenza cases from the Montana Public Health Laboratory

Influenza Types Confirmed By MTPHL	
Type	Total Number
A	123
B	5

For additional information on influenza activity in Montana, please contact your local health department or the Department of Public Health and Human Services' Epidemiology Section at (406) 444-0273